

drive

DeVilbiss
HEALTHCARE



PRODUCT CATALOG 2023



HIGH-QUALITY PRODUCTS



MORE THAN 25
LOCATIONS WORLDWIDE



DRIVE DEVILBISS HEALTHCARE
SUPPLIES MORE THAN
76 COUNTRIES WORLDWIDE



OVER 160 HIGHLY MOTIVATED,
EXPERIENCED EMPLOYEES

135 YEARS OF EXPERIENCE

With 135 years of combined experience, Drive DeVilbiss Healthcare has established itself as a leading manufacturer and supplier of medical devices in the fields of rehabilitation, medicine, and respiratory therapy. The company was incorporated in January 2000 as Medical Depot, Inc., but the name was changed to Drive shortly thereafter to reflect the company's spirit and the quality of life that its products offer.

Over the years, Drive has acquired over 15 well-known companies and brands that specialize in different core offerings in the medical device industry. One of its most significant acquisitions was that of DeVilbiss Healthcare, a traditional respiratory and oxygen specialist founded in 1888. This acquisition prompted the company to change its name to Drive DeVilbiss Healthcare in 2017.

Drive's success can be attributed to its clever acquisitions, innovative ideas, and unwavering drive to provide high-quality medical devices to people around the world. As a result, the company has become a trusted partner and full-range supplier to its customers.

Whether you need rehabilitation aids, medical devices, or respiratory therapy equipment, Drive DeVilbiss Healthcare has the experience and expertise to provide you with reliable and effective solutions. So if you're looking for a reliable partner and specialist in the medical devices industry, look no further than Drive DeVilbiss Healthcare.



OUR MISSION

Our mission is to offer the best and most comprehensive range of hospital, home care, and mobility products for our customers, together with the support of our employees and through the network of our partners. We strive to deliver innovative quality products. In conjunction with excellent customer care - before and after your purchase.



OUR GOAL

Our goal is to enhance people's lives by enabling our customers and all users to experience the benefits of Drive DeVilbiss Healthcare's products. We simply want to make life better.



7



BATH SAFETY

43



MOBILITY

75



E-MOBILITY

97



HEMOCARE

113



RESPIRATORY

123



VITALITY

127



KIDS

135



MAXILINE





BATH SAFETY

BATH	7
BATH LIFTS	8
BATH STEP.....	12
TRANSFER AIDS	14
BATH BENCHES.....	15
BATH SEATS.....	16
 SHOWER	 19
 TOILET	 32
 SAFETY	 39

BELLAVITA
nova

NEW

- Patented, removable backrest, can be easily released by means of the quick-release mechanism
- Double safety thanks to two toothed racks especially safe up and down movement possible
- Ergonomic lumbar support with a possible inclination of up to 50° provides optimum support for the spine
- Easy-to-clean seat with hygiene cutout for comfortable comfortable body care
- Patented 3D suction cups ensure a safe and stable stable stand
- Front suction cups ventilate automatically during lifting and facilitate removal of the lift from the tub
- No additional height adapter needed in the tub, thanks to maximum seat height of 48 cm
- Floating hand control
- Lithium-ion battery (exchange kit) for self-replacement available



Technical Data

Overall width	70 cm
Overall length	102 cm
Seat width	38 cm
Seat depth	52,5 cm
Seat height	6,5 - 48 cm
Seatplate overall length	61 cm
Backrest width	67,5 cm
Backrest height	61 cm
Backrest angle	30 / 31 cm
Weight	9.3 kg
Weight of hand control	0,4 g
Max. Load	140 kg
PU Pal.	30 Pal



Bellavita Nova with EU Plug	Order number
with cover Classic white	475400252
with cover Classic blue	475400312
with Comfort white	475500252
with cover Comfort blue	475500312

BELLAVITA
nova

**BATHING
WITHOUT
LIMITS**

Made in Germany

Bath Lift Bellavita 2G

- New, unique 3D suction cups
- Service-friendly disassembly
- Maximum stability at highest position
- Wider side flaps available as accessories
- The lightest bath lift with a weight of just 9.3 kg
- Ergonomically shaped seat and back section
- Charge status is continuously indicated
- Front suction cups ventilate automatically on raising
- Tested for electromagnetic compatibility (EMC)
- No height adapters required (for bathtubs up to a depth of 48 cm)
- Five-year warranty for the bath lift, two-year warranty for the manual control and the battery (not including suction cups, covers, power supply unit, and parts subject to wear)



Application example



Hygiene opening Mountable manual control Plug Pivoting suction cup




Technical Data


Overall width	70 cm
Seat width	38 cm
Seat depth	42 cm
Seat height	6,5 - 48 cm
Seat plate overall length	57 cm
Backrest height	64 cm
Baseplate length	56 cm
Baseplate width	31 cm
Weight	9,3 kg
Max. Load	140 kg





Bellavita 2G with EU Plug	Order number
without cover	475200100
with Classic white cover	475200252
with Classic blue cover	475200312
with Comfort white cover	475250252
with Comfort blue cover	475250312


Accessories for Bath Lift Bellavita 2G


	Product		Order number
	Cover set		
	Bellavita Classic blue		460800312
<ul style="list-style-type: none"> • Comfortable and non-slip • Pleasant seating comfort • Easily cleaned surface • Covers machine-washable up to 30 °C 			


	Product		Order number
	Cover set		
	Bellavita Comfort blue		460900312
<ul style="list-style-type: none"> • Comfortable and non-slip • Pleasant seating comfort • Easily cleaned surface • Covers machine-washable up to 30 °C 			


	Product		Order number
	Cover set		
	Bellavita Classic white		460800252
<ul style="list-style-type: none"> • Comfortable and non-slip • Pleasant seating comfort • Easily cleaned surface • Covers machine-washable up to 30 °C 			


	Product		Order number
	Cover set		
	Bellavita Comfort white		460900252
<ul style="list-style-type: none"> • Comfortable and non-slip • Pleasant seating comfort • Easily cleaned surface • Covers machine-washable up to 30 °C 			


	Product		Order number
	Cover set		
	Bellavita Classic gray		460800432
<ul style="list-style-type: none"> • Comfortable and non-slip • Pleasant seating comfort • Easily cleaned surface • Covers machine-washable up to 30 °C 			


	Product		Order number
	Suction cup set 4 x transparent		460900225
	Suction cup set 4 x gray		460900220
	<ul style="list-style-type: none">• Suction cup mount with venting tab• Automatic venting of the front suction cup on bending• Suction cup diameter 75 mm		


	Product		Order number
	Side flaps for Bellavita		
	Widening 5 cm		460900227
	Widening 7.5 cm		460900228
	Widening 10 cm		460900229
<ul style="list-style-type: none"> • For widening the seat and transfer surface 			


	Product		Order number
	Side flap deflectors		400570
	<ul style="list-style-type: none">• For mounting on any grab bars already fitted in the bathtub• Prevent the bath lift side flaps from catching on the grab bars		


	Product		Order number
	Swivel aid Vitaturn K		412100100
	<ul style="list-style-type: none">• Positioning and rotating made easy• Light and mobile seat surface provides comfort• Safety thanks to non-slip surface• The ultimate bath aid – thanks to the unparalleled height of just 15 mm• Can be cleaned in the dishwasher at up to 60 °C		


	Product		Order number
	Swivel and transfer aid Vitaturn L		412100200
	<ul style="list-style-type: none">• Simplifies transfer, positioning, and rotating• Safety thanks to non-slip surface• The ultimate bath aid – thanks to the unparalleled height of just 19 mm• Can be cleaned in the dishwasher at up to 60 °C		


	Product		Order number
	Active foam cleaner		410900100
	<ul style="list-style-type: none">• Special plastic cleaner also suitable for all other Drive products		

	Product		Order Number
	Belt system		
	4-point chest strap		460900150
<ul style="list-style-type: none"> • For safe and comfortable bathing • Plastic clip closures • Simple self-installation 			

	Product		Order number
	Li-ion battery tester		460900313
	<ul style="list-style-type: none">• Test the battery in the Bellavita hand-held control unit quickly and easily		

	Product		Order number
	Belt system		
	2-point chest strap		460900100
<ul style="list-style-type: none"> • For safe and comfortable bathing • Plastic clip closures • Simple self-installation 			

	Product		Order Number
	Battery replacement kit		460900350
	<ul style="list-style-type: none">• Allows quick and easy replacement of the Bellavita battery		

	Product		Order Number
	Headrest		470900134
	<ul style="list-style-type: none">• For a comfortable bathing• Easy self-assembly• With cover		

Bath Step Sky

- Small size, big impact: total versatility in the bath!
- Makes getting into and out of the bathtub easier
- Large, non-slip step surface guarantees absolute stability
- Safely and quickly stackable to raise the height by 5 cm in each case
- Easy to clean
- Height: 10 cm (each additional one increases by 5 cm)



Can be stacked
quickly



Drainage holes



Individual
adjustment



NON MEDICAL DEVICE

Product		Bath step Sky
Order number		RTL12068
Technical Data		
Overall width		50 cm
Overall length		40 cm
Overall height		10 cm
Total weight		400 g
Max. Load		140 kg



Swivel cushion Vitatur K

- Positioning and rotating made easy
- Light and mobile seat surface provides comfort
- Safety thanks to non-slip surface
- The ultimate bath aid – thanks to the unparalleled height of just 15 mm
- Vitatur meets the highest quality standards
- The skin-friendly coating is easy to clean
- Can be cleaned in the dishwasher at up to 60 °C



Swivel and Transfer Aid Vitatur L

- Simplifies transfer, positioning, and rotating
- Safety thanks to non-slip surface
- The ultimate bath aid – thanks to the unparalleled height of just 19 mm
- Vitatur meets the highest quality standards
- The skin-friendly coating is easy to clean
- Can be cleaned in the dishwasher at up to 60 °C



Product		Vitatur K
Order number		412100100
Technical Data		
Seat plate diameter		32,2 cm
Overall height		1,5 cm
Base width x Base length		32,3 cm x 32,3 cm
Total weight		700 g
Max. Load		140 kg

Product		Vitatur L
Order number		412100200
Technical Data		
Seat plate diameter		32,2 cm
Overall height		1,9 cm
Base width x Base length		30 cm x 52 cm
Total weight		1,2 kg
Max. Load		140 kg

Bath Bench Benny

- Slip-resistant seat surface with drainage holes
- Makes getting into the bathtub easy and safe
- Easily adjustable to fit the bathtub width
- Incl. grab handle and integrated soap dish
- Simple and fast installation without tools
- Rubber feet ensure safety and protect against scratches
- Easy to clean
- Delivery in practical, customer-friendly take-away packaging



Integrated soap dish



Rubber base prevents scratches



Bath Bench Benny XL

- Bathtub bench with maximum load capacity
- Slip-resistant seat surface with drainage holes
- Makes getting into the bathtub easy and safe
- Easily adjustable to fit the bathtub width
- Incl. grab handle and integrated soap dish
- Simple and fast installation without tools
- Rubber feet ensure safety and protect against scratches
- Easy to clean
- Delivery in practical, customer-friendly take-away packaging



for 68 cm length



for 73 cm length



Integrated soap dish



Rubber base prevents scratches



Product	Length 68 cm	Length 73 cm
Order number	550100100	550100200
Technical Data		
Overall width	35 cm	35 cm
Overall length	68 cm	73 cm
Adjustment (width of bathtub)	40 - 63 cm	43 - 68 cm
Total weight	2,1 kg	2,6 kg
Max. Load	150 kg	150 kg

Product	Length 68 cm	Length 73 cm
Order number	550100300	550100400
Technical Data		
Overall width	35 cm	35 cm
Overall length	68 cm	73 cm
Adjustment (width of bathtub)	40 - 63 cm	43 - 68 cm
Total weight	2,2 kg	2,7 kg
Max. Load	225 kg	210 kg

Swiveling Bath Seat BES 120

- Makes getting in and out of the bath easier and safer
- Easily rotatable 360° in four steps
- Automatic locking at 90°
- Fits in all standard bathtubs
- Fixation using setscrews with end caps
- Comfortable, non-slip seat surface with hygienic cutaway
- Mounting arms with non-slip plastic sheathing
- Powder-coated aluminum frame
- Easy to clean



Hygiene cut-out



Support brackets with two adjustments



Product		BES 120
Order number		550600200
Technical Data		
Overall width		79 cm
Overall height		59 cm
Seat width		40 cm
Seat depth		40 cm
Backrest height		46 cm
Adjustment (width of bathtub) / Tub edge width		58 - 63 cm
Total weight		4,3 kg
Max. Load		120 kg

Swiveling Bath Seat BEN 2G

NEW

- The seat can be swiveled to the desired position in 90° steps
- Automatic locking at 90° ensures safety
- Drainage holes allow the shower water to flow away
- Mounting arms with non-slip rubber caps
- Powder-coated steel frame with stainless steel pivot pins



Set screw with end cap



Can be rotated 90°



Slip-resistant rubber caps



Product		BEN
Order number		550600300
Technical Data		
Overall width		70 cm
Overall height		52 cm
Seat width		44 cm
Seat depth		43 cm
Backrest height		38 cm
Adjustment (width of bathtub)		48,5 - 64,5 cm
Total weight		3,3 kg
Max. Load		130 kg

Bath Seat
Bob

- For placing on the edge of the bathtub
- Makes bathing safer and more comfortable
- Powder-coated aluminum frame
- Fits in all standard bathtubs
- Comfortable, non-slip seat surface with hygienic cutaway
- Mounting arms with non-slip rubber caps
- Easy to clean



Non-slip rubber caps



Adjustable width



Bath Seat
Boby

- Hook-in bath seat in narrow design
- Powder-coated aluminum frame
- Comfortable, non-slip seat surface with hygienic cutaway
- Mounting arms with non-slip rubber caps
- Available exclusively with backrest
- Easy to clean



Non-slip rubber caps



Adjustable width



Product	without backrest	with backrest
Order number	550400100	550400200
Technical Data		
Overall width	74 - 85 cm	74 - 85 cm
Overall depth	46 cm	46 cm
Seat width	41 cm	41 cm
Seat depth	41 cm	41 cm
Backrest height	-	36 cm
Adjustment (width of bathtub)	45,5 - 57,5 cm	45,5 - 57,5 cm
Total weight	2,4 kg	3,1 kg
Max. Load	120 kg	120 kg

Product	Boby
Order number	12488KD
Technical Data	
Overall width	67 - 78 cm
Overall depth	46 cm
Seat width	41 cm
Seat depth	41 cm
Backrest height	36 cm
Adjustment (width of bathtub)	45,5 - 57,5 cm
Total weight	3 kg
Max. Load	120 kg





BATH SAFETY

BATH	7
-------------------	---

SHOWER	19
---------------------	----

SHOWER STOOLS	20
---------------------	----

FOLDING SHOWER CHAIR	22
----------------------------	----

SHOWER CHAIR	23
--------------------	----

SHOWER WHEELCHAIR	27
-------------------------	----

TOILET	32
---------------------	----

SAFETY	39
---------------------	----

Shower Stool Delphi

- Safe, stable, and space-saving
- Seat surface with drainage slits
- Low weight
- Three-position seat height adjustment through telescopic legs
- Stable thanks to rubber feet
- Anodized aluminum tube legs
- Easy to clean
- Delivery in practical take-away packaging



Product	Delphi
Order number	540100000

Technical Data	
Overall width	48 cm
Overall length	48 cm
Overall height	55 cm
Seat height	45 - 55 cm
Seat plate diameter	38 cm
Total weight	1,6 kg
Max. Load	180 kg

Shower Stool Delphi Plus

- The hygiene cut-out makes daily body care easier
- Safe, stable, and space-saving
- Seat surface with drainage slits
- Low weight
- Three-position seat height adjustment through telescopic legs
- Stable thanks to rubber feet
- Anodized aluminum tube legs
- Easy to clean
- Delivery in practical take-away packaging



Product	Delphi Plus
Order number	540200000

Technical Data	
Overall width	48 cm
Overall length	48 cm
Overall height	55 cm
Seat height	45 - 55 cm
Seat plate diameter	38 cm
Total weight	1,6 kg
Max. Load	180 kg

Shower Stool Delphi 2 Plus

- With 2 hygiene cut-out for comfortable body care
- Safe, stable, and space-saving
- Seat surface with drainage slits
- Low weight
- Three-position seat height adjustment through telescopic legs
- Stable thanks to rubber feet
- Anodized aluminum tube legs
- Easy to clean
- Delivery in practical take-away packaging



Product	Delphi 2 Plus
Order number	540300000

Technical Data	
Overall width	48 cm
Overall length	48 cm
Overall height	55 cm
Seat height	45 - 55 cm
Seat plate diameter	38 cm
Total weight	1,6 kg
Max. Load	180 kg

Shower Stool Delphi Turn

- Seat surface swivels easily
- Makes transfer and daily hygiene easier
- Skin-friendly coating
- Three-position seat height adjustment through telescopic legs
- Stable thanks to rubber feet
- Diameter of swiveling seat surface: 32.5 cm
- Anodized aluminum tube legs
- Easy to clean



Product		Delphi Turn
Order number		540400000
Technical Data		
Overall width		48 cm
Overall length		48 cm
Overall height		56,2 cm
Seat height		46,2 - 56,2 cm
Seat plate diameter		32,5 cm
Total weight		3,1 kg
Max. Load		140 kg

Shower Stool Dino

- Safe, stable, and space-saving
- Simple, tool-free assembly
- Very light
- Structured surface ensures secure hold
- Eight-position seat height adjustment through telescopic legs
- Stable thanks to rubber feet
- Anodized aluminum tube legs
- Easy to clean



Product		Dino
Order number		550500100
Technical Data		
Overall width		45 cm
Overall length		48 cm
Overall height		52 cm
Seat height		34 - 52 cm
Seat plate diameter		32 cm
Total weight		1,6 kg
Max. Load		130 kg

Shower Stool Delta 150

- Very light and space-saving
- Safe and stable
- Simple, tool-free assembly
- Structured surface ensures secure hold
- Seven-position seat height adjustment through telescopic legs
- Stable thanks to rubber feet
- Anodized aluminum profile legs
- Drainage openings
- Easy to clean



Product		Delta 150
Order number		550300100
Technical Data		
Overall width		44 cm
Overall length		44 cm
Overall height		59 cm
Seat height		44 - 59 cm
Seat plate diameter		37 cm
Total weight		1,7 kg
Max. Load		150 kg

Shower Stool DS 130

- Comfortable, safe, and stable
- Large seat surface with drainage holes
- Hygienic cutaway simplifies personal hygiene
- Five-position seat height adjustment through telescopic legs
- Stable thanks to rubber feet
- Powder-coated aluminum frame
- Easy to clean



Hygiene cut-out



Height-adjustable legs



Product	DS 130
Order number	550200200

Technical Data	
Overall width min. / max.	53 cm / 54 cm
Overall height min. / max.	62 cm / 72 cm
Overall depth min. / max.	55 cm / 57 cm
Seat width	41 cm
Seat depth	41 cm
Seat height	42 - 52 cm
Total weight	2,8 kg
Max. Load	130 kg

Folding Shower Chair DKS 130

- Wall-mounted and folding
- Safe and stable -foldable even with lateral movement
- Finely-adjustable feet ensure optimal stability
- Large seat surface with drainage slits
- Four-position seat height adjustment through telescopic legs
- Stable thanks to rubber feet
- Powder-coated aluminum frame
- Easy to clean



Hygiene cut-out



Finely adjustable foot



Foldaway



Product	DKS 130
Order number	550700100

Technical Data	
Overall width	48 cm
Overall height	61 cm
Overall depth	50 cm
Seat width x Seat depth	41 cm x 41 cm
Seat height	46,5 - 54 cm
Wall distance / seat depth to wall	32 / 49 cm
Total weight	4,1 kg
Max. Load	130 kg

Shower Chair

DSR 130

- Comfortable, safe, and stable
- Large seat surface with drainage holes
- Hygienic cutaway simplifies personal hygiene
- With armrest and backrest
- Five-position seat height adjustment through telescopic legs
- Stable thanks to rubber feet
- Powder-coated aluminum frame
- Easy to clean



Hygiene cut-out



Height-adjustable legs



Shower Chair

DSF 130

- Easy to stow
- Space-saving thanks to folding mechanism
- Large seat surface with drainage holes
- Hygienic cutaway simplifies personal hygiene
- Comfortable, safe, and stable
- Five-position seat height adjustment through telescopic legs



Hygiene cut-out



Height-adjustable legs



Collapsible



Product		DSR 130
Order number		550200300
Technical Data		
Overall width minimal / maximal		54 cm / 55 cm
Overall height minimal / maximal		86 cm / 96 cm
Overall depth minimal / maximal		55 cm / 57 cm
Seat width x Seat depth		41 cm x 41 cm
Seat height		42 - 52 cm
Backrest height		48 cm
Total weight		3,48 kg
Max. Load		130 kg

Product		DSF 130
Order number		550200100
Technical Data		
Overall width minimal / maximal		52 cm / 53 cm
Overall height minimal / maximal		90 cm - 100 cm
Overall depth minimal / maximal		56 cm / 58 cm
Seat width x Seat depth		41 cm x 41 cm
Seat height		42 - 52 cm
Backrest height		46 - 48 cm
Total weight		3,8 kg
Max. Load		130 kg

Shower Chair

DH 135

- The all-rounder in the bathroom
- Large seat surface with maximum possible hygienic cutaway
- Easy to transport and stow
- Stable seat in the bath and under the shower
- Comfortable, safe, and stable
- Simple design



Hygiene opening

Legs are detachable




Product	without backrest	with backrest
Order number	550800100	550800200
Technical Data		
Overall width	42,5 cm	42,5 cm
Overall height	43 - 53 cm	72 - 82 cm
Overall depth	47 cm	61 cm
Seat width	41 cm	41 cm
Seat depth	37 cm	37 cm
Seat height	43 - 53 cm	43 - 53 cm
Total weight	2 kg	3 kg
Max. Load	135 kg	135 kg

Shower Chair Duro KD

- Comfortable, safe, stable, can be dismantled
- Large seat surface with drainage holes and carrying handles
- Low weight
- Available with and without backrest
- Five-position seat height adjustment through telescopic legs
- Anodized aluminum tube legs



Legs are detachable



Carrying handle in seat surface



Shower Chair DS 250

- Available with and without backrest
- Comfortable, safe, and stable
- Large seat surface with drainage holes
- Cross strut ensures maximum stability
- Five-position seat height adjustment through telescopic legs
- Easy to clean



Height-adjustable legs



More stability thanks to cross strut



Product	without backrest	with backrest
Order number	550500900	550500950
Technical Data		
Overall width	53 cm	53 cm
Overall height	44 - 54 cm	71 - 81 cm
Overall depth	48 - 52 cm	52 - 56 cm
Seat width	50 cm	50 cm
Seat depth	30 cm	30 cm
Seat height	42 - 52 cm	42 - 52 cm
Total weight	2 kg	2,9 kg
Max. Load	130 kg	130 kg

Product	without backrest	with backrest
Order number	771100100	771100200
Technical Data		
Overall width max.	57 cm	57 cm
Overall width min.	53,5 cm	53,5 cm
Overall height	41 - 51 cm	73,5 - 83,5 cm
Seat width	43 cm	43 cm
Seat depth	41 cm	41 cm
Seat height	41 - 51 cm	41 - 51 cm
Total weight	3,6 kg	4,5 kg
Max. Load	250 kg	250 kg



Drive Medical Ltd (GB HK5 93P)
Drive Medical GmbH (D-58316)
Maximum User Mass 160kg
CE
MADE IN
CHINA

HELP WHEN TRANSFERRING TO AND FROM THE TOILET OR SHOWER

The shower/commode chair makes
daily life easier for many people

Shower Wheelchair Aston

A versatile solution for showering and the toilet

- Soft seat opens at the front as standard
- Including cover for the hygienic cutaway
- Receptacle in commercially available design
- Folding armrests
- Swiveling and removable footrests



Armrests can be swiveled upwards



Foot plate with adjustable angle



Height-adjustable footrests



Shower Wheelchair Aston 24

A versatile solution for showering and the toilet

- All the advantages of the standard model
- With large 24" drive wheels with quick-release axles and hand rims
- Soft seat opens at the front as standard
- Including cover for the hygienic cutaway
- Folding armrests



Height-adjustable footrests



24" drive wheels



Foot plate with adjustable angle



Product		Aston
Order number		530400200
Technical Data		
Overall length x Overall width		90 cm / 55 cm
Overall height		99,5 - 102 cm
Seat width x Seat depth		46 cm x 42 cm
Seat height		51 / 56 cm
Footrest adjustment		32 - 50 cm
Clearance height		51 cm
Total weight		13,4 kg
Max. Load		160 kg

Product		Aston 24
Order number		530400100
Technical Data		
Overall length x Overall width		117 cm / 67 cm
Overall height		99 - 103 cm
Seat width x Seat depth		46 cm x 42 cm
Seat height		51 / 56 cm
Footrest adjustment		32 - 50 cm
Clearance height		51 cm
Total weight		19,4 kg
Max. Load		160 kg

Shower Wheelchair DuoMotion

The universal and high-quality companion in the bathroom

- Soft seat opens at the front as standard
- Including cover for the hygienic cutaway
- Standard receptacle in commercially available design
- Folding armrests
- 24" drive wheels with quick-release axles and brakes can be easily and quickly retrofitted



Height-adjustable footrests



Headrest available as an accessory



Product	DuoMotion
Order number	530500200

Technical Data	
Overall length x Overall width	95 cm / 56,5 cm
Overall length without footrests	67 cm
Overall height	95,5 - 103 cm
Seat width x Seat depth	44 cm x 43 cm
Seat height	50 - 57,5 cm
Footrest adjustment	32 - 42 cm
Clearance height	40,5 cm - 48 cm
Backrest height	43 cm
Total weight	14 kg
Max. Load	130 kg

Shower Wheelchair DuoMotion 24

Multitalent with full equipment

- All the advantages of the standard model
- Increased mobility and independence
- With large 24" drive wheels and hand rims
- Including 4 x 5" wheels
- Soft seat opens at the front as standard serienmäßig



Height-adjustable footrests



24" drive wheels



Headrest available as an accessory



Product	DuoMotion 24
Order number	530500100

Technical Data	
Overall length x Overall width	112 cm / 69 cm
Overall length without footrests	84 cm
Overall height	97 - 104,5 cm
Seat width x Seat depth	44 cm x 43 cm
Seat height	50 - 57,5 cm
Footrest adjustment	32 - 42 cm
Clearance height	40,5 cm - 48 cm
Backrest height	43 cm
Total weight	20 kg
Max. Load	130 kg

Shower Wheelchair DuoMotion XL

XL version with 200 kg carrying capacity

- Additional cross strut ensures maximum stability
- Standard soft seat opens at the front
- Including cover for the hygienic cutaway
- Standard receptacle in commercially available design
- Four-position adjustable seat height



Security due to cross brace



Height-adjustable footrests



Headrest available as an accessory



Product DuoMotion XL

Order number	530500500
--------------	-----------

Technical Data

Overall length x Overall width	102 cm / 67,5 cm
Overall length without footrests	74 cm
Overall height	95 - 102,5 cm
Seat width x Seat depth	56 cm x 45 cm
Seat height	50 - 57,5 cm
Footrest adjustment	39 - 49 cm
Clearance height	41,5 cm - 49 cm
Backrest height	36,5 cm
Total weight	16,8 kg
Max. Load	200 kg

Shower Wheelchair DuoMotion 24 XL

XL version with 200 kg carrying capacity

- All the advantages of the standard model
- With large 24" drive wheels and hand rims
- Increased mobility and independence
- Standard soft seat opens at the front
- Including cover for the hygienic cutaway



Security due to cross brace



Height-adjustable footrests



24" drive wheels



Headrest available as an accessory



Product DuoMotion 24 XL

Order number	530500400
--------------	-----------

Technical Data

Overall length x Overall width	109 cm / 73 cm
Overall length without footrests	79,5 cm
Overall height	95 - 102,5 cm
Seat width x Seat depth	56 cm x 45 cm
Seat height	51 - 58,5 cm
Footrest adjustment	32 - 42 cm
Clearance height	41,5 cm - 49 cm
Backrest height	36,5 cm
Total weight	22,8 kg
Max. Load	200 kg





BATH SAFETY

BATH	7
SHOWER	19
TOILET	32
RAISED TOILET SEATS	32
COMMODOES	36
WHEELED COMMODOES	37
ACCESSORIES	38
SAFETY	39

Raised toilet seat Ticco 2G/5


- Raises the toilet seat by 5 cm
- Ergonomic shape
- Maximum opening with two hygienic cutaways
- Recessed grip on the lid makes it easy to open
- Simple, tool-free assembly
- Fixation clamps enable perfect hold
- Smooth surfaces for optimal cleaning and disinfection
- Lightweight with maximum load capacity
- Delivery in practical take-away packaging



Two hygiene openings

Fixing screw for easy assembly

also available with a lid



Product	with lid	without lid
Order number	523600200	523600100

Technical Data		
Overall width	39 cm	39 cm
Overall length	39 cm	39 cm
Height front	5,5 cm	4,1 cm
Height rear	7,1 cm	5,6 cm
Opening length	27,3 cm	27,3 cm
Opening width	20,3 cm	20,3 cm
Total weight	1,11 kg	820 g
Max. Load	225 kg	225 kg

Raised Toilet Seat Ticco 2G/10


- Raises the toilet seat by 10 cm
- Ergonomic shape
- Maximum opening with two hygienic cutaways
- Recessed grip on the lid makes it easy to open
- Simple, tool-free assembly
- Fixation clamps enable perfect hold
- Smooth surfaces for optimal cleaning and disinfection
- Lightweight with maximum load capacity
- Delivery in practical take-away packaging



Two hygiene openings

Fixing screw for easy assembly

also available with a lid



Product	with lid	without lid
Order number	523400000	523300000

Technical Data		
Overall width	39 cm	39 cm
Overall length	39 cm	39 cm
Height front	10 cm	8,6 cm
Height rear	14,6 cm	12 cm
Opening length	28,5 cm	28,5 cm
Opening width	21,5 cm	21,5 cm
Total weight	1,35 kg	1,05 kg
Max. Load	225 kg	225 kg

Raised toilet seat

Ticco 2G/15

- Raises the toilet seat by 15 cm
- Ergonomic shape
- Maximum opening with two hygienic cutaways
- Recessed grip on the lid makes it easy to open
- Simple, tool-free assembly
- Fixation clamps enable perfect hold
- Smooth surfaces for optimal cleaning and disinfection
- Lightweight with maximum load capacity
- Delivery in practical take-away packaging



Two hygiene openings



Fixing screw for easy assembly



also available with a lid



Product	with lid	without lid
Order number	523600400	523600300
Technical Data		
Overall width	39 cm	39 cm
Overall length	39 cm	39 cm
Height front	15,3 cm	13,6 cm
Height rear	16,6 cm	15,1 cm
Opening length	27,3 cm	27,3 cm
Opening width	20,3 cm	20,3 cm
Total weight	1,71 kg	1,44 kg
Max. Load	225 kg	225 kg



HELP WITH
USE THE TOILET

The Ticco family
simplifies the daily life
of many people

Raised Toilet Seat TSE 120

- Two hygienic cutaways and integrated seat
- Recessed grip on the lid makes it easy to open
- Folding, non-slip armrests
- Simple, tool-free assembly
- Three-position height adjustment
- Smooth surfaces simplify cleaning
- Delivery includes assembly gloves
- Delivery in practical take-away packaging



Recessed grip on the lid



Three positions for height adjustment



Non-slip armrest



Product	without armrests	with armrests
Order number	520500300	520500400
Technical Data		
Overall width	46 cm	55 cm
Overall length	49 cm	49 cm
Height adjustment	8,5 / 12 / 15,5 cm	8,5 / 12 / 15,5 cm
Width between armrest	-	46 cm
Opening length	27 cm	27 cm
Opening width	20,5 cm	20,5 cm
Total weight	2,6 kg	4,1 kg
Max. Load	120 kg	120 kg

Raised Toilet Seat TSE 120 Plus

- **NEW: innovative top assembly**
- Two hygienic cutaways and integrated seat
- Recessed grip on the lid makes it easy to open
- Folding, non-slip armrests
- Simple, tool-free assembly
- Three-position height adjustment
- Smooth surfaces simplify cleaning
- Delivery includes assembly gloves
- Delivery in practical take-away packaging



Recessed grip on the lid



Three positions for height adjustment



Product	TSE 120 Plus
Order number	520500500
Technical Data	
Overall width	55 cm
Overall length	49 cm
Height adjustment	8,5 / 12 / 15,5 cm
Width between armrest	46 cm
Opening length	27 cm
Opening width	20,5 cm
Total weight	4,1 kg
Max. Load	120 kg

Raised Toilet Seat

TSE 150

- Two hygienic cutaways and integrated seat
- Recessed grip on the lid makes it easy to open
- Folding, non-slip armrests
- Simple, tool-free assembly
- Three-position height adjustment
- Smooth surfaces simplify cleaning
- Delivery includes assembly gloves
- Delivery in practical take-away packaging



Recessed grip on the lid



Three positions for height adjustment



Non-slip armrest



Raised Toilet Seat

TSE 150 Plus

NEW

- **NEW: innovative top assembly**
- Two hygienic cutaways and integrated seat
- Recessed grip on the lid makes it easy to open
- Folding, non-slip armrests
- Simple, tool-free assembly
- Three-position height adjustment
- Smooth surfaces simplify cleaning
- Delivery includes assembly gloves
- Delivery in practical take-away packaging



Recessed grip on the lid



Three positions for height adjustment



Product	without armrests	with armrests
Order number	5200500	5201000
Technical Data		
Overall width	56 cm	
Overall length	48,5 cm	
Height adjustment	6,5 / 10 / 13,5 cm	
Width between armrest	48 cm	
Opening length	25 cm	
Opening width	23 cm	
Total weight	5,7 kg	
Max. Load	150 kg	

Product	
Order number	520150000
Technical Data	
Overall width	56 cm
Overall length	48,5 cm
Height adjustment	6,5 / 10 / 13,5 cm
Width between armrest	48 cm
Opening length	25 cm
Opening width	23 cm
Total weight	5,7 kg
Max. Load	150 kg

Commode TSG 130

- Mobile raised toilet seat
- Comfortable, safe, and particularly stable
- Fast assembly
- Seven-position seat height adjustment through telescopic legs
- Stable thanks to rubber feet



Toilet seat can be folded up



Height-adjustable legs



Bucket with odor trap



Product	TSG 130
Order number	500800100

Technical Data	
Overall width	67 cm
Overall length	52 cm
Overall height	60 - 75 cm
Seat width x Seat depth	44,5 cm x 45 cm
Seat height	40 - 55,5 cm
Frame height	5,7 kg
Total weight	130 kg
Max. Load	130 kg

Commode TS 130

- Comfortable, safe, and particularly stable
- Large, soft seat surface and backrest for increased comfort
- Seat and cover can be folded up and removed
- Standard receptacle in commercially available design
- Six-position seat height adjustment through telescopic legs
- Stable thanks to rubber feet
- Upholstery seams sealed underneath
- Padded armrests
- Easy to clean



Toilet seat, padded



Toilet seat can be folded up



Height-adjustable legs



Product	TS 130
Order number	530100100

Technical Data	
Overall width minimal / maximal	58 / 62 cm
Overall length	57 cm
Overall height	83,5 - 98,5 cm
Seat width x Seat depth	43 cm x 46 cm
Seat height	50 - 64 cm
Backrest height	36 cm
Total weight	8,5 kg
Max. Load	130 kg

Wheeled Commode

TRS 130

- Comfortable, safe, and particularly stable
- Parking brake on the rear casters
- Fold-down armrests simplify transfer
- Stable, folding, and removable footrests
- Receptacle with odor trap as standard
- Can be positioned over the toilet bowl without receptacle
- Continuously adjustable footrests
- Simple, tool-free assembly
- Calf strap. Easy to clean



Toilet seat,
removable



Adjustable
footrest



Bucket with
odor trap



Wheeled Commode

TRS 200 XXL

- Wide and stable wheeled commode for maximum requirements
- Parking brake on the rear casters
- Fold-down armrests simplify transfer
- Stable, folding, and removable footrests
- With receptacle as standard



With integrated
cover plate



Adjustable
footrest



Bucket with
odor trap



Product		TRS 130
Order number		530100000
Technical Data		
Overall width		56 cm
Overall length		95 cm
Overall height		97 cm
Seat width x Seat depth		44 cm x 42,5 cm
Seat height		52 cm
Footrest adjustment		42 - 50 cm
Clearance height		43 cm
Total weight		14,4 kg
Max. Load		130 kg

Product		TRS 200 XXL
Order number		530200000
Technical Data		
Overall width		72 cm
Overall length		96 cm
Overall height		98 cm
Seat width x Seat depth		56 cm x 42 cm
Seat height		52 cm
Footrest adjustment		42 - 57 cm
Clearance height		44 cm
Total weight		15,3 kg
Max. Load		200 kg

Toilet Accessories



Product	Order number
Bucket with Lid grey	530100090
Bucket with lid grey beige*	500800170

- Perfect addition for the shower chairs and commodes
- Has a lid including water groove and odor trap
- With practical handle
- Capacity: approx. 5 liters
- Suitable for DuoMotion, white TSG 130, TS 130, TRS 130, and TRS 200 XXL




Product	Order number
Seat for TS 130	530100112

- Seat can be folded up and removed
- Large, soft seat for extra comfort
- Hygiene opening (LxW): 26 x 20.5 cm



Product	Order number
Seat cover for TS 130	530100120

- Seat cover can be folded up and removed
- Large, soft seat cover for extra comfort



Product	Order number
Seat for TRS 130 (SN 2F)	530100001
Overseat for TRS 130 (SN 7K)	530100006

- Easily cleaned surface
- Hygiene opening (LxW): 26 x 22 cm



Product	Order number
Seat cover for TRS 130	530100020

- Seat cover can be folded up and removed
- Large, soft seat cover for extra comfort



Product	Order number
Accessories for TRS 200 XXL	
Seat cover	530200026
Seat with cover	530200021

- Suitable for TRS 200 XXL
- Seat can be folded up and removed
- Hygiene opening (LxW): 24 x 22 cm



BATH SAFETY

BATH 7

SHOWER 19

TOILET 32

SAFETY 39

SUCTION CUP GRAB BARS 40

STAINLESS STEEL GRAB BARS 41

Suction Cup Grab Bar Solido / Solido T

- The mobile all-rounder for use at home or on the go
- Makes it easier to hold on and stand up in the bathtub or shower
- Versatile and quickly ready to use on all smooth surfaces
- Vacuum rocker lever generates extra-strong suction with a tensile force of 70 kg
- Available in three lengths: 32.5, 58, and 88 cm
- Delivered as complete unit ready for use
- Delivery in take-away packaging



Solido

Solido T

Vacuum rocker lever



Solido, short



easily adjustable length



NON MEDICAL DEVICE

	SOLIDO			SOLIDO T	
Product	short	medium	long	short	medium
Order number	660100100	660100200	660100300	660100400	660100500
Technical Data					
	SOLIDO			SOLIDO T	
Overall length	32,5 cm	58 cm	88 cm	44 - 57 cm	56 - 69 cm
Gripping surface	10 cm	32 cm	62 cm	21 - 34 cm	33 - 46 cm
Wall clearance	3,5 cm	3,5 cm	3,5 cm	3,5 cm	3,5 cm
Suction Cup Ø	12 cm	12 cm	12 cm	12 cm	12 cm
Total weight	600 g	1 kg	1,3 kg	800 g	900 g
Max. Load	70 kg	70 kg	70 kg	70 kg	70 kg

Stainless Steel Grab Bars

- Unobtrusive design in various lengths
- Makes it easier to hold on and stand up in the bathroom and toilet
- Ergonomic shape with finger grip grooves
- Easy and quick installation
- Delivery including mounting materials
- Easy to clean
- Retail box/foil packaging



Recessed finger grips



NON MEDICAL DEVICE

Product	Retail	Foil packaging
Length 30 cm	630500300	630600300
Length 40 cm	630500400	630600400
Length 50 cm	630500500	630600500
Length 60 cm	630500600	630600600

Technical Data	
Wall clearance	7 cm
Tube diameter	3 cm
Max. Load	120 kg

Bath tub grab bar Tube Rail

- Tub rail made of extremely high-quality, mirror polished stainless steel
- Easy adjustment to the bathtub edge width
- Mounting arms with non-slip rubber caps
- Surface guarantees maximum possible freedom from germs and bacteria



Application example



NON MEDICAL DEVICE

Folding Safety with fall protection

- Made of mirror polished stainless steel
- For fastening on both sides of the toilet
- Can be folded up
- Recessed grip grooves ensure a secure hold
- Including fall protection and tile protection stop
- Surface guarantees maximum possible freedom from germs and bacteria
- Mounting plate (LxW) 27.5 x 10 cm
- Delivery including mounting materials



Assembly:
right or left



Product		Tub rail
Order number		10590-10
Technical Data		
Overall width		32 cm
Overall height		41 cm
Handle height		13 cm
Total weight		1,5 kg
Max. Load		100 kg

Product		Outreach 60 cm	Outreach 85 cm
Order number		10495-30	10495-20
Technical Data			
Overall length		60 cm	85 cm
Tube diameter		3,2 cm	3,2 cm
Mounting plate (LxW)		27 x 10 cm	27 x 10 cm
Total weight		2,9 kg	3,4 kg
Max. Load		120 kg	120 kg





MOBILITY

WALKING AIDS 43

ROLLATORS 44

ACCESSORIES ROLLATORS 51

WALKERS 52

CANES 54

WHEELCHAIRS 56

Standard Rollator Migo 2G

- The classic now even more flexible
- Dual-function brake (for braking and parking)
- Easy to transport – ideal for trips
- Anatomically shaped, non-slip hand grips
- Protection against folding through engaged seat
- Max. load of basket and tray 5 kg each
- Supplied as standard with basket, tray, and cane holder



Seat surface
with integrated
handle



Wide wheels with
closed rim



Trolley function



Product	Migo 2G
Order number	723600000

Technical Data	
Overall length x Overall width	61 cm x 58 cm
Handle height	80 - 100 cm
Seat width x Seat depth	36 cm x 23,5 cm
Seat height	60 cm
Width between handles	44,5 cm
Folding Dimensions	23 x 58 x 74 cm
Weight	8,3 kg
Max. Load	130 kg


Standard Rollator Cristallo

The robust companion for daily use

- Automatic lock to prevent folding
- The folding mechanism in signal color ensures safe and comfortable folding
- The brake can be applied easily and is simple to readjust
- The height of the ergonomic handles is freely adjustable
- Supplied as standard with basket, tray, and cane holder



Folding guard
in red



Double-function
brake



Product	Cristallo
Order number	722100000

Technical Data	
Overall length x Overall width	67 cm x 61 cm
Handle height	79 - 100 cm
Seat width x Seat depth	38 cm x 16 cm
Seat height	61 cm
Width between handles	43 cm
Folding Dimensions	26 x 61 x 86 cm
Weight	8,8 kg
Max. Load	130 kg

Rollator Cristallo²

For rheumatism and arthritis patients

- Cushioned and individually adjustable forearm supports
- Automatic lock to prevent folding
- Multiple reflectors ensure safety
- Supplied as standard with basket, tray, and cane holder



Forearm support,
padded



Forearm support with
adjustable length




Lightweight Rollator Gigo 2G

- Particularly light and attractive aluminum rollator
- One-hand folding mechanism ensures safe and comfortable folding
- Ergonomic handles can be adjusted to 6 height positions
- Max. load of basket and tray 5 kg each Supplied as standard with basket, backrest, and cane holder



Double-function
brake



Backrest



Product		Cristallo ²
Order number		722500000
Technical Data		
Overall length x Overall width		67 cm x 65 cm
Armrest height		102 - 118 cm
Seat width x Seat depth		38 cm x 16 cm
Seat height		61 cm
Width between handles		38 cm
Folding Dimensions		26 x 61 x 70 cm
Weight		12,3 kg
Max. Load		120 kg


Product		Gigo 2G
Order number		735100200
Technical Data		
Overall length x Overall width		61 cm x 61,5 cm
Handle height		87 - 96 cm
Seat width x Seat depth		34 cm x 33,5 cm
Seat height		54 cm
Width between handles		40,5 cm
Folding Dimensions		28 x 61,5 x 100 cm
Weight		6,6 kg
Max. Load		120 kg

Rollator Tri Walker

- Can be used indoors and outdoors
- Easy to transport
- Ergonomic, height-adjustable handles
- Passive lighting at the rear and front
- Supplied as standard with basket and tray




Roomy bag



Mountable basket with tray



Double-function brake



Product	Tri Walker
Order number	TW011R

Technical Data

Overall length	60 cm
Overall width	61 cm
Handle height	84,5 - 94,5 cm
Width between rear wheels	51 cm
Width between handles	37 cm
Folding Dimensions	65 x 25 x 82,5 cm
Weight	6,2 kg
Max. Load	130 kg

Indoor-Rollator Roomba

The sporty companion for use at home

- Designed specifically for use indoors
- Can be used anywhere thanks to its narrow design, even when space is limited
- Soft hand grips with end-to-end brake lever
- Brake can be operated and locked with one hand
- Supplied as standard with basket and large tray with round depression



Large tray



Versatile mesh bag for personal items



Safety latch



Product	Roomba
Order number	730200100

Technical Data

Overall length x Overall width	51,5 cm x 57 cm
Handle height	81,4 - 94,1 cm
Tray width	45 cm
Tray depth	30 cm
Width between rear wheels	44 cm
Folding Dimensions	29 x 55 x 83 cm
Weight	5,6 kg
Max. Load	100 kg

Rollator

Torro Acero

NEW

- Sturdy steel frame
- Loadable up to 150 kg
- only 8,1 kg weight
- Large and soft seat surface
- Supplied with net bag and can holder
- Max. Load of bag 5kg



AS OF Q2/Q3 2023

Rollator

Torro

- Safety and mobility even with heavy loads
- Large and soft seat surface provides comfort
 - The cushioned back support can be removed
 - Ergonomic, height-adjustable handles
 - Max. load of the bag 5 kg
 - Supplied as standard with bag, back support, and cane holder



Double-function
brake



Back support



Cloth bag



Product		anthracite
Torro Acero		740500900
Technical Data		
Overall length x Overall width		67 cm x 61,5 cm
Handle height		79,3 - 95 cm
Seat width x Seat depth		42 cm x 22,5 cm
Seat height		58,5
Width between handles		45,5
Folding Dimensions		67 x 19 x 83,5 cm
Weight		8,1 kg
Max. Load		150 kg

Product		red	anthracite
Order number		740500100	740500500
Technical Data			
Overall length x Overall width			68 cm x 61,5 cm
Handle height			78 - 94,5 cm
Seat width x Seat depth			42 cm x 22,5 cm
Seat height			59 cm
Width between handles			44,5 cm
Folding Dimensions			68 x 22 x 78 cm
Weight			6,9 kg
Max. Load			150 kg

Rollator
Nitro SL

NEW

- Protrudes with its light weight
- Smartsoft-wheels for a comfortable walking on all undergrounds
- Height adjustable, wide, and padded backrest
- User-friendly height adjustment of handles
- Easy folding mechanism with fold safety
- Can be used indoors and outdoors
- Max. load of bag 5kg

IT COULDN'T BE
EASIER.

ERGONOMIC



STABLE

SUPER
LIGHT**PREMIUM BAG**

grey 724400137

anthracite 724400138

- Magnetic closure for comfortable opening and closing of the bag
- Bright interior for better visibility of the stowed valuables
- Nets in the inner sides for stowing drinks or the like
- Integrated reflector, for better visibility in the dark
- Suitable for carrying around
- Max. Load up to 5kg

AVAILABLE IN
TWO COLORS

Product	Daytona-Grey	Spa-Blue
NITRO SL	700300100	700300300
Technical Data		
Overall length x Overall width	72 cm x 64 cm	
Handle height	83 - 93 cm	
Seat width x Seat depth	46 cm x 22 cm	
Seat height	56,5 cm	
Folded width x depth x height	72 x 27 x 83 cm	
Total weight	6,1 kg	
Max. Load	136 kg	

Rollator Nitro

- Can be used indoors and outdoors
- Increased stability and safety thanks to cross struts
- Extra-large 25 cm steering wheels for optimal steering and pushing comfort
- Passive lighting at the rear, front, and sides as standard
- Cushioned seat surface and backrest as standard
- Ergonomic, height-adjustable handles

- Dual-function brake (for braking and parking)
- One-hand folding mechanism ensures safe and comfortable folding
- Max. load of mesh bag 5 kg
- Supplied as standard with cane holder, tilt aid, and modern mesh bag with zipper



AVAILABLE IN
4 COLORS AND 4 SIZES



Extra-large steering wheels



Cane holder



Foldable



Ajustable back strap



Product	Size XS	Size S	Size M	Size L
champagne	724100300	724100000	724200000	724300000
white	-	-	724200100	724300100
black	-	-	724200200	-
red	724100400	724100200	724200400	724300200

Technical Data

Overall length x Overall width	70,5 cm x 52 cm	70,5 cm x 61 cm	70,5 cm x 61 cm	70,5 cm x 61 cm
Handle height	71,8 - 77 cm	79 - 91 cm	84 - 96,5 cm	89 - 101 cm
Seat width x Seat depth	37 cm x 20 cm	44,5 cm x 22 cm	44,5 cm x 22 cm	44,5 cm x 22 cm
Seat height	45 cm	52 cm	57 cm	62 cm
With between handles	34,5 cm	45 cm	45 cm	45 cm
Folded width	70,5 x 25 x 71,8 cm	70,5 x 25 x 82 cm	70,5 x 25 x 86 cm	70,5 x 25 x 92 cm
Total weight	6,7 kg	7,1 kg	7,2 kg	7,3 kg
Max. Load	130 kg	130 kg	130 kg	130 kg

Rollator Diamond Deluxe


Rollator and transport wheelchair in one

- Individual and attractive aluminum rollator
- From rollator to transport wheelchair in just a few steps
- The removable cloth bag provides extra space for personal items
- Easy folding using strap on seat surface
- Space-saving storage and easy transport



Simply attach
wheel

Collapsible



Product	Diamond Deluxe
Order number	745R

Technical Data	
Overall length x Overall width	104,2 cm x 64 cm
Handle height	77 - 94,5 cm
Seat width x Seat depth	40 cm x 19 cm
Seat height	54 cm
Width between handles	46 cm
Folding Dimensions	63 x 28 x 100 cm
Weight	10,3 kg
Max. Load	136 kg

Rollator GoLite 200 XXL

Safety and mobility even with heavy loads

- Wide and stable rollator for maximum requirements
- Extra-large and soft seat surface offers comfort
- Cushioned, removable back support bar
- Dual-function brake (for braking and parking)
- Ergonomic, height-adjustable handles



Large seat surface with backrest








Mountable basket with tray





Product	GoLite 200 XXL
Order number	770100100

Technical Data	
Overall length x Overall width	71 cm x 78 cm
Handle height	88 - 99,5 cm
Seat width x Seat depth	46 cm x 35 cm
Seat height	57 cm
Width between handles	56 cm
Folding Dimensions	30 x 78 x 100 cm
Weight	12,7 kg
Max. Load	200 kg

Accessories Rollators

	Product	Order number
	Basket	710000001
<p>Suitable for the following rollators:</p> <ul style="list-style-type: none"> - Migo - Cristallo - Cristallo² - Gigo <p>Color: Black</p>		
	Product	Order number
	One-hand brake	710000081
<ul style="list-style-type: none"> • Suitable for rollators Migo, Cristallo, Gigo, Road, Tri Walker, and GoLite 200 (factory fitting possible for Cristallo²) • One-hand brake system, particularly easy for the active side of the body to operate • Anatomically shaped grips • One-hand brake enables simultaneous braking and locking with minimal exertion 		
	Product	Order Number
	Back support for rollator	710100500
<p>Suitable for following rollators:</p> <ul style="list-style-type: none"> • Rollator Migo • Rollator Road • Rollator Cristallo 		
	Product	Order number
	Tray for Nitro / Nitro Carbon / Torro / Diamond DeLuxe*	724400200
<ul style="list-style-type: none"> • Simple installation by placing on the seat • Easy to handle • Max. load: 5 kg 		
	Product	Order number
	Cup holder for Nitro / Nitro Carbon*	724400085
<ul style="list-style-type: none"> • Suitable for Nitro / Nitro Carbon rollators • Quick and easy installation • Simple transportation of drinks 		
	Product	Order number
	Front light, black*	700900014
<ul style="list-style-type: none"> • Front light with universal mounting • 6 different lighting modes • Splash water protection to IPX4 • With state of charge indicator 		
	Product	Order number
	Bell black	700900011
	Bell blue	700900013
<ul style="list-style-type: none"> • Bell with screw fastening • Suitable for diameters from 22 to 31.8 mm • Including mounting materials 		

Accessories Rollators

	Product	Order number
	Lock*	700900016
<ul style="list-style-type: none"> • Quick and easy installation • Overall length 1.20 m • Including two keys • Suitable for all Drive DeVilbiss rollators and wheelchairs 		
	Product	Order number
	Cup holder universal*	700900015
<ul style="list-style-type: none"> • Quick and easy installation • Simple transportation of drinks • Suitable for drinks with a diameter of up to 8 cm • Suitable for tube diameters from 16 to 26 mm 		
	Product	
	Premium Bag Nitro SL grey	724400137
	Premium Bag Nitro SL anthracite	724400138
<ul style="list-style-type: none"> • magnetic closure • integrated reflector • nets on the inside for stowing drinks or drinks or similar • Max. Load up to 5 kg 		

Umbrella Standard / Reverse

- Robust glass fiber frame & water-repellent covering (pongee)
- All-round reflector strip
- Automatic opening
- Including protective sleeve
- Including universal mounting for all common rollator models with round / oval tube push handles
- Umbrella diameter approx. 1,000 mm
- Reverse: thanks to the innovative reverse folding mechanism, the umbrella can be closed easily while standing without the user getting wet



Color	Standard	Color	Reverse
black	700900017	black/black	700900020
dark blue	700900018	dark blue/black	700900022
dark red	700900019	dark red/black	700900021
		dark blue/orange	700900025

Walker Grand XL


- Rigid walking frame for maximum requirements
- The unique U-shape of the design enables greater mobility
- Wide, robust frame made of 2.5 cm anodized aluminum tube
- Offers maximum stability and light weight at the same time
- Can be used indoors and outdoors
- Space-saving folding by releasing the two locks



Height-adjustable legs



Secure locking mechanism



Product		Grand XL
Order number		10220HD
Technical Data		
Overall length x Overall width x Overall height		52,5 x 62 x 82 - 100 cm
Width between handles		52,5 cm
Folding Dimensions		62 x 19 x 82 cm
Total weight		3,5 kg
Max. Load		245 kg

Travel Walker Ready Set Go

- The ideal travel companion for car, plane, and train
- Designed specifically for use indoors
- Stable, comfortable, and fits through any door
- Immediately ready to use
- The enclosed handy carrying bag offers sufficient space
- With a total weight of just 3.6 kg, ideal as hand baggage
- Folded in just a few easy steps
- Ensures maximum mobility



Folds to ¼ of its size



With practical carrying bag



Product		Ready Set Go
Order number		10263KDR
Technical Data		
Overall length		38 cm
Overall width		68 cm
Overall height		74 - 94 cm
Breite zwischen Standbeinen		54 cm
Folding Dimensions		55 x 43 x 12 cm
Total weight		3,6 kg
Max. Load		100 kg

Walker Gecko rigid

- Rigid, stable aluminum walking frame
- Ideal for safe walking
- Space-saving folding at the touch of a button
- Height adjustment enables optimal adaptation to the user
- No slipping thanks to rubber caps on the legs
- Low weight
- Can be used over the toilet bowl



Height-adjustable legs



Collapsible



Walker Gecko reciprocal

- Reciprocal aluminum walking frame
- Thanks to joints, the walking frame is flexible and offers the user two supporting legs
- Ideal for safe walking training
- Space-saving folding at the touch of a button
- Height adjustment enables optimal adaptation to the user
- No slipping thanks to rubber caps on the legs
- Low weight
- Can be used over the toilet bowl



Height-adjustable legs



Collapsible



Product		Gecko rigid
Order number		700100100
Technical Data		
Overall length		47 cm
Overall width		58 cm
Overall height		81 - 98,5 cm
Width between handles		42,5 cm
Folding Dimensions		52 x 12 x 84 cm
Total weight		2,4 kg
Max. Load		120 kg

Product		Gecko reciprocal
Order number		700100200
Technical Data		
Overall length		45,5 cm
Overall width		52 cm
Overall height		79,5 - 97 cm
Width between handles		43 cm
Folding Dimensions		54 x 12 x 83 cm
Total weight		2,7 kg
Max. Load		100 kg

Quad Cane M

- The quad cane offers maximum safety and ensures optimal stability
- The ergonomic hand grip sits comfortably and securely in the hand
- The height can be individually adjusted to the user
- The grip thrills with its high-quality finish



Secure and optimal footing



Product	
Order number	WS016
Technical Data	
Handle height	66 - 92 cm
Total weight	750 g
Max. Load	115 kg

Quad Cane L

- The quad cane offers maximum safety and ensures optimal stability
- The ergonomic hand grip sits comfortably and securely in the hand
- The height can be individually adjusted to 11 positions to suit the user
- The grip thrills with its high-quality finish



Secure and optimal footing



Product	
Order number	WS016L
Technical Data	
Handle height	75 - 100 cm
Total weight	1,3 kg
Max. Load	115 kg

Cane with integrated seat

- Provides a comfortable seat to rest on when open, and a sturdy support cane when closed
- Convenient and lightweight at just 1.1kg
- Strong aluminium construction
- Tripod design with tipped legs provides stability on various surfaces



Product	
Order number	10365-ADJ
Technical Data	
Handle height	86 - 97 cm
Seat height	48 - 56 cm
Total weight	1,1 kg
Max. Load	115 kg


Walking Cane HurryCane® Freedom Edition™

The HurryCane® Freedom Edition™ is designed from top to bottom to give you more support and confidence with every step.

- 8 convenient height adjustments
- 360 degree pivoting head
- Freestanding design
- Anodized aluminum shaft
- Easily folds down for storage
- Wrist strap and travel bag included



With a wider base



folded



pivoting base gives you more stability



Double Adjustable Crutch

- Lightweight aluminium
- Crutch height adjusts
- Latex free
- Slip resistant, grey rubber ferrules



Product	
Order number	10452-30

Technical Data	
Handle height	65 - 91 cm
Cuff to Handgripp	22 - 28 cm
Max. Load	127 kg



MOBILITY

WALKING AIDS.....	43
--------------------------	-----------

WHEELCHAIRS.....	56
-------------------------	-----------

LIGHTWEIGHT WHEELCHAIRS	57
STANDARD WHEELCHAIRS	60
HEAVY-DUTY WHEELCHAIRS	63
ACCESSORIES.....	64
MULTIFUNCTIONAL WHEELCHAIR	66
COMPATIBILITY ACCESSORIES	68
TRANSPORT CHAIRS	72

Lightweight wheelchair

Litec 2G


- Very light and versatile wheelchair
 - Armrests can be swiveled away
 - Adjustable-angle (0° - 30°) and folding footrests as standard
 - Leg support height adjustable to five positions
 - Upholstered seat back and seat cushion
 - Reinforced aluminum frame for optimal stability
 - Height of aluminum wheel forks can be adjusted to three positions
 - Three-position seat height adjustment from 46 to 52 cm
 - Wheelbase extension possible
 - 175 x 45 mm PU steering wheels and 24" full rubber drive wheels
 - Quick-release axles as standard for fast wheel installation or removal
 - Crash test according to ISO 7176-19: approved for passenger transport in vehicles in combination with all approved passenger and wheelchair restraint systems
 - The Litec 2G with common part principle: gain flexibility and reduce your stock level – with the common part principle: many Litec 2G replacement parts and accessories are compatible with all Ecotec 2G, Litec 2G Plus, Freetec, Rotec, and Multitec wheelchairs



A WHOLE RANGE
OF

OPTIONS FOR

INDIVIDUAL
ADJUSTMENT



Product		Lightweight wheelchair Litec 2G			
Seat width		38 cm	42 cm	46 cm	50 cm
without drum brake		910500100	910500200	910500300	910500400
with drum brake		910550100	910550200	910550300	910550400
Overall width without / with DB		56 cm / 58 cm	60 cm / 62 cm	64 cm / 66 cm	68 cm / 70 cm
Width folded without / with DB		30 cm / 32 cm	30 cm / 32 cm	30 cm / 32 cm	30 cm / 32 cm
Weight without / with DB		13,6 kg / 14,9 kg	14 kg / 15,3 kg	14,4 kg / 15,7 kg	14,7 kg / 16 kg
Technical Data					
Overall length		104 cm			
Overall height		87 - 92 cm			
Seat depth		42 cm			
Seat height		47 - 52 cm			
Backrest height		42 cm			
Footrest adjustment		36 - 44 cm			
Max. Load		125 kg			

Lightweight wheelchair Litec 2G Plus

- Very light and versatile wheelchair
- Armrests can be swiveled away
- Adjustable-angle (0° - 30°) and folding footrests as standard
- Leg support height adjustable to five positions
- Upholstered seat back and seat cushion
- Reinforced aluminum frame for optimal stability
- Height of aluminum wheel forks can be adjusted to three positions
- Three-position seat height adjustment from 45 to 51 cm
- Wheelbase extension possible
- 175 x 45 mm PU steering wheels and 24" full rubber drive wheels
- Quick-release axles as standard for fast wheel installation or removal
- Crash test according to ISO 7176-19: approved for passenger transport in vehicles in combination with all approved passenger and wheelchair restraint systems
- The Litec 2G with common part principle: gain flexibility and reduce your stock level – with the common part principle: many Litec 2G replacement parts and accessories are compatible with all Ecotec 2G, Litec 2G Plus, Freetec, Rotec, and Multitec wheelchairs




WITH PREMIUM FEATURES



Armrest can be swiveled



Adjustable backrest



Foot plate with adjustable angle



Product		Lightweight wheelchair Litec 2G Plus			
Seat width	38 cm	42 cm	46 cm	50 cm	
without drum brake	910600100	910600200	910600300	910600400	
with drum brake	910650100	910650200	910650300	910650400	
Overall width without / with DB	56 cm / 58 cm	60 cm / 62 cm	64 cm / 66 cm	68 cm / 70 cm	
Width folded without / with DB	30 cm / 32 cm	30 cm / 32 cm	30 cm / 32 cm	30 cm / 32 cm	
Weight without / with DB	16,1 kg / 17,3 kg	16,2 kg / 17,5 kg	16,3 kg / 17,6 kg	16,4 kg / 17,7 kg	
Technical Data					
Overall length	106,5 cm				
Overall height	89,5 - 98,5 cm				
Seat depth	42 - 47 cm				
Seat height	46 - 51 cm				
Backrest height	42 - 46 cm				
Footrest adjustment	43 - 51 cm				
Max. Load	125 kg				

Lightweight wheelchair Freetec


- Simple and continuous adjustment from short to long armrests
- Front fork camber adjustment
- Footrests adjustable in five steps from 0 to 32 degrees
- Wheelbase extension possible
- Handle height continuously adjustable
- Back cover depth and height adjustable
- 200 x 50 mm PU steering wheels and 24" x 1 3/8" full rubber drive wheels
- Extra-reinforced front wheel forks
- Quick-release axles as standard for fast wheel installation or removal
- Optionally available with drum brake for escort
- Crash test according to ISO 7176-19: approved for passenger transport in vehicles in combination with all approved passenger and wheelchair restraint systems



FLEXIBILITY TO SUIT INDIVIDUAL REQUIREMENTS



Adjustment
of the armrest
covers



Adjustable
backrest



Adjustment of
seat height and
depth



Product	Lightweight wheelchair Freetec							
Seat width	38 cm	41 cm	43 cm	45 cm	48 cm	50 cm	52 cm	54 cm
with drum brake	900550100	900550200	900550300	900550400	900550500	900550600	900550700	900550800
Overall width	58,5 cm	61,5 cm	63,5 cm	65,5 cm	68,5 cm	70,5 cm	72,5 cm	75,5 cm
Width folded	30,5 cm	30,5 cm	30,5 cm	30,5 cm	30,5 cm	30,5 cm	30,5 cm	30,5 cm
Weight	18 kg	18,3 kg	18,4 kg	18,5 kg	18,6 kg	18,8 kg	19 kg	19,2 kg

Product	Lightweight wheelchair Freetec							
Seat width	38 cm	41 cm	43 cm	45 cm	48 cm	50 cm	52 cm	54 cm
without drum brake	900500100	900500200	900500300	900500400	900500500	900500600	900500700	900500800
Overall width	56 cm	59 cm	61 cm	63 cm	66 cm	68 cm	70 cm	73 cm
Width folded	28 cm	28 cm	28 cm	28 cm	28 cm	28 cm	28 cm	28 cm
Weight	16 kg	16,3 kg	16,4 kg	16,5 kg	16,6 kg	16,8 kg	17 kg	17,2 kg

Technical Data	
Overall length with / without Footrests	103 cm / 80 cm
Overall height	92 - 99,5 cm (additional 11 cm stepless adjustment)
Seat depth	43 - 50 cm
Seat height	45 - 50 cm
Backrest height	38,5 - 46 cm
Footrest adjustment	34,5 - 48,5 cm
Max. Load	125 kg

Standard wheelchair Ecotec 2G

- Very light and versatile wheelchair
- Armrests can be swiveled away
- Folding footrests with heel straps
- Upholstered seat back and seat cushion
- Height of aluminum wheel forks can be adjusted to
 - three positions
- Powder-coated steel hand rims
- Seat height adjustment of 46 and 51 cm
- Quick-release axles as standard for fast wheel installation or removal
- 175 x 45 mm PU steering wheels and 24" full rubber drive wheels
- Integrated brake lever extension can be extended and folded over
- Crash test according to ISO 7176-19: approved for passenger transport in vehicles in combination with all approved passenger and wheelchair restraint systems
- The Ecotec 2G with common part principle: gain flexibility and reduce your stock level – with the common part principle: many Ecotec 2G replacement parts and accessories are compatible with all Litec 2G, Litec 2G Plus, Freetec, Rotec, and Multitec wheelchairs



WITH
SOPHISTICATED
IDEAS



Wheel fork

Adjustable back-rest



Product		Standard wheelchair Ecotec 2G			
Seat width		38 cm	42 cm	46 cm	50 cm
without drum brake		910300100	910300200	910300300	910300400
with drum brake		910350100	910350200	910350300	910350400
Overall width without / with DB		56,5 cm / 59 cm	60,5 cm / 63 cm	64,5 cm / 67 cm	68,5 cm / 71 cm
Width folded without / with DB		30 cm / 32 cm	30 cm / 32 cm	30 cm / 32 cm	30 cm / 32 cm
Weight without / with DB		18,6 kg / 19,6 kg	18,8 kg / 19,8 kg	19 kg / 20 kg	19,2 kg / 20,2 kg
Technical Data					
Overall length with or w/o drum brake		92 cm / 107 cm			
Overall height		90 - 95 cm			
Seat depth		42 cm			
Seat height		49 / 54 cm			
Backrest height		39 cm			
Footrest adjustment		36 - 47 cm			
Max. Load		130 kg			

Standard wheelchair Rotec

- Simple adjustment from short to long armrests
- Footrests adjustable in five steps
- Wheelbase extension possible
- Back cover height-adjustable for optimal sitting position
- Handle height adjustable in four steps
- Powder-coated surfaces
- Removable and swiveling leg supports
- 200 x 50 mm PU steering wheels and 24" x 1 3/8" full rubber drive wheels
- Extra-reinforced front wheel forks
- Quick-release axles as standard for fast wheel installation or removal
- Optionally available with drum brake for escort
- Crash test according to ISO 7176-19: approved for passenger transport in vehicles in combination with all approved passenger and wheelchair restraint systems
- The Rotec with common part principle: many Rotec replacement parts and accessories are compatible with all Litec 2G, Litec 2G Plus, Freetec, Ecotec 2G, and Multitec wheelchairs



FULLY-FITTED ALL-ROUNDER



Adjustment of the armrest covers



Height-adjustable handles



Seat height adjustment



Product	Standard wheelchair Rotec without drum brake							
Seat width	38 cm	41 cm	43 cm	45 cm	48 cm	50 cm	52 cm	54 cm
without drum brake	900100100	900100200	900100300	900100400	900100500	900100600	900100700	900100800
Overall width	57 cm	60 cm	62 cm	65 cm	68 cm	70 cm	72 cm	75 cm
Width folded	28 cm	28 cm	28 cm	28 cm	28 cm	28 cm	28 cm	28 cm
Weight	20,2 kg	20,4 kg	20,5 kg	20,6 kg	20,7 kg	20,8 kg	20,9 kg	21 kg

Product	Standard wheelchair Rotec with drum brake							
Seat width	38 cm	41 cm	43 cm	45 cm	48 cm	50 cm	52 cm	54 cm
with drum brake	900150100	900150200	900150300	900150400	900150500	900150600	900150700	900150800
Overall width	59,5 cm	62,5 cm	64,5 cm	67,5 cm	70,5 cm	72,5 cm	74,5 cm	77,5 cm
Width folded	30,5 cm	30,5 cm	30,5 cm	30,5 cm	30,5 cm	30,5 cm	30,5 cm	30,5 cm
Weight	22,2 kg	22,4 kg	22,5 kg	22,6 kg	22,7 kg	22,8 kg	22,9 kg	23 kg


Technical Data	
Overall length with or w/o drum brake	106 cm / 81 cm
Overall height	95 - 102 cm
Seat depth	43 cm
Seat height	51 - 56 cm
Backrest height	42,5 - 50 cm
Footrest adjustment	39 - 48 cm
Max. Load	125 kg

Standard-Wheelchair Rotec XL


- Simple and continuous adjustment from short to long armrests
- Footrests adjustable in five steps
- Wheelbase extension possible
- Back cover height-adjustable for optimal sitting position
- Hand grips for the escort are height-adjustable
- With double cross strut for increased safety
- Optionally available with drum brake



Tool-free adjustment



Height-adjustable handles



Seat can be adjusted in three heights



Product			Rotec XL
Seat width	51 cm	56 cm	61 cm
without drum brake	900100850	900100900	900100950
with drum brake	900150850	900150900	900150950
Overall width wo. / w. DB	71 / 73 cm	76 / 78 cm	81 / 83 cm
Total weight	22,2 kg	23 kg	23,5 kg
Technical Data			
Overall length	107 cm		
Overall height	95 - 107,5 cm		
Seat depth	47 cm		
Seat height	51 - 56 cm		
Backrest height	43,5 - 50 cm		
Footrest adjustment	39 - 48 cm		
Folded width	30 cm		
Max. Load	190 kg		

Heavy-Duty Wheelchair Sentra

- Carbon Steel frame with triple-coated chrome for an attractive, chip-proof, maintainable finish
- Double embossed vinyl upholstery is durable, lightweight, attractive and easy-to-clean
- Standard dual axle provides easy transition of seat to hemi-level
- Urethane tires mounted on composite wheels provide durability and low maintenance
- Chrome hand rims standard
- 8" front casters, adjustable in three positions
- Padded armrests provide additional comfort
- Comes with swing-away footrests or elevating leg rests with tool-free adjustable length riggings
- Aluminum foot plates
- Comes with push-to-lock wheel locks

DESIGNED TO
PROVIDE A
**COMFORTABLE,
MOBILITY
EXPERIENCE** FOR
THE BARIATRIC
USER



Reinforced cross
brace



Reinforced front
wheel bracket



folded





Only Middle East,
Africa, India


NO MDR - NO SALES IN EU


Product					
Seat width	51 cm / 20"	56 cm / 22"	61 cm / 24"	71 cm / 28"	76 cm / 30"
XXL 320 kg with drum brake / legrests	-	-	-	STD28DDA-DB	STD30DDA-DB
XXL 320 kg with legrests	-	-	-	STD28DDA-SF	STD30DDA-SF
SENTRA EC with footrests	STD20ECDDA-SF	STD22ECDDA-SF	STD24ECDDA-SF	-	-
SENTRA EC with detachable desk arm and ELR	STD20ECDDAHD-ELR	STD22ECDDA-ELR	STD24ECDDA-ELR	-	-
Technical Data					
	51 cm / 20"	56 cm / 22"	61 cm / 24"	71 cm / 28"	76 cm / 30"
Overall length	107 cm	107 cm	107 cm	119 cm	119 cm
Overall width	71 cm	76 cm	81 cm	94 cm	99 cm
Overall height	91 cm	91 cm	91 cm	99 cm	99 cm
Seat depth	46 cm	46 cm	46 cm	50 cm	50
Seat height	44,5 - 50 cm	44,5 - 50 cm	44,5 - 50 cm	48 - 50 cm	48 - 50 cm
Backrest height	40 cm / 46 cm	40 cm / 46 cm	40 cm / 46 cm	46 cm	46 cm
Width Closed	32 cm	32 cm	32 cm	32 cm	32 cm
Total weight	25,4 kg	25,8 kg	26,3 kg	46 kg	46,5 kg
Max. Load	204 kg	204 kg	204 kg	XXL 320 kg	XXL 320 kg


Accessories for Rotec / Freetec / Litec 2G / Ecotec 2G / Litec 2G Plus / Multitec


	Product	Order number
	Headrest for wheelchairs	900300330
	<ul style="list-style-type: none"> • Soft, padded headrest • Laterally adjustable • Height-adjustable • Can be used for all seat widths except Maxiline 	


	Product	Order number
	Brake lever extension	900300110
	<ul style="list-style-type: none"> • Additional extension of the parking brake by 2.5 cm • 1 pair 	


	Product	Order number
	Height- and length-adjustable armrest	900300100
	<ul style="list-style-type: none"> • 7 height adjustment positions • 2 length adjustment positions • Adjustable at the push of a button 	


	Product	Order number
	Anti-tilt aid Pair	900300120
	Anti-tilt aid Piece	900300121
	<ul style="list-style-type: none"> • Prevents the wheelchair from tilting • Helps when driving over obstacles • Height-adjustable 	


	Product	Order number
	Stump support left	900300180
	Stump support right	900300190
	<ul style="list-style-type: none"> • Height-adjustable • Support can be folded up • Support can be swiveled 	


	Product	Order number
	Folding and lockable leg supports	
	Pair	900300170
	left	900300171
	right	900300172
	<ul style="list-style-type: none"> • Continuously adjustable 	


	Product	Order number
	PU wheel 150 x 35 mm with wheel fork	900300340
	Ball bearing for wheel PU for Ecotec	DIN6001
	<ul style="list-style-type: none"> • 3 adjustment positions • Aluminum wheel fork and PU wheel 	


	Product	Order number
	Wheelbase extension adapter block Freetec	900300360
	<ul style="list-style-type: none"> • Enables individual adjustment of the seat height as well as extension of the wheelbase 	


	Product	Order number
	Cane holder for wheelchairs	900300311
	<ul style="list-style-type: none"> • Easy to install • Suitable for canes and forearm crutches 	

	Product	Order number
	Handle extension	900300312
	<ul style="list-style-type: none"> • Extension by 4 cm • Tube diameter 2.2 cm 	


	Product	Order number
	One-hand brake for attendant	900500767
	<ul style="list-style-type: none"> • Complete retrofit set for escort • Suitable for wheelchairs: Rotec, Freetec, Ecotec, and Litec 	

	Product	Order number
	Wheelchair tray for Rotec/Freetec	
	Seat width 45 - 50 cm	900300300
	Seat width 52 - 54 cm	900300306
	<ul style="list-style-type: none"> • Easy to clean 	

	Product	Order number
	Wheelchair single hand drive	900100778
	<ul style="list-style-type: none"> • Retrofit set for one-hand operation • Color: silver • Can be used on both sides • Not in combination with drum brake 	

	Product	Order number
	One-hand brake for escort	900500767
	One-hand parking brake for wheelchairs (left)	900500750
	One-hand parking brake for wheelchairs (right)	900500751
	Not suitable for Multitec and Rotec XL	

	Product	Order number
	Length 185 cm Lap belt XL	900300321
	<ul style="list-style-type: none"> • Simple installation • For additional security 	

	<p>More information about the Drive DeVilbiss accessories for wheelchairs can be found by scanning the QR code.</p>	
---	---	--

Accessories for Wheelchairs



Product	Order number
Thermal wheelchair cushion	RT-CU009
<ul style="list-style-type: none"> • Dimensions (W x L): 128 x 130 cm • Provides more comfort and warmth when sitting in the wheelchair for longer periods of time • Cover made of polyester 	



Product	Order number
Bag for Rollator and Wheelchairs	
red	710000075
blue	710000076
black	710000077
<ul style="list-style-type: none"> • Easy to attach and with zip 	



Product	Order number
Oxygen bottle holder for wheelchairs	900300350
<ul style="list-style-type: none"> • Easy installation • For the mobile use of oxygen bottles • Material: aluminum 	



Product	Order number
Seat cushion	
40 x 40 x 5 cm	900300270
43 x 43 x 5 cm	900300271
48 x 45 x 5 cm	900300272
<ul style="list-style-type: none"> • Light and water-repellent with non-slip coating • Removable cover with zipper 	



Product	Order number
Wheelchair tray universal	
Seat width 38 - 43 cm	900300307
Seat width 43 - 48 cm	900300308
Seat width 48 - 56 cm	900300309
<ul style="list-style-type: none"> • Easy to clean 	



WATCH OUT FOR THIS NEW ICON!

Did you know that the wheelchairs all incorporate **compatible Carry-Over Spare Parts** allowing our partners flexible, profitable, efficient and economical warehousing.

Multifunctional wheelchair Multitec

- Adjustable-angle seat unit continuously supported by gas pressure damper
- Adjustable-angle, ergonomically shaped backrest continuously supported by gas pressure damper independently of the seat unit
- Specially shaped surface structure, optimal pressure distribution, and stable positioning of the user
- Height-adjustable push handles
- Folding leg supports with knee and calf cushions (height and depth adjustable)
- Anti-tilt supports (height-adjustable) and headrest (optimally adjustable height and inclination) fitted as standard
- Puncture-proof 24" PU drive wheels with quick-release axles and chrome-plated hand rims
- Accessories: abductor wedge, side supports, wheelchair tray, adapter plates to widen seat, and adapter set for pushing aid PowerStroll
- Care aid number: 50,45,07,2033
- Crash test according to ISO 7176-19: approved for passenger transport in vehicles in combination with all approved passenger and wheelchair restraint systems
- The Multitec with common part principle: many Multitec replacement parts and accessories are compatible with all Litec 2G, Litec 2G Plus, Rotec, Ecotec 2G, and Freetec wheelchairs



Adjustable headrest



Height-adjustable push handles



Height-adjustable tilt aid



Product		Multifunctional wheelchair Multitec		
Seat width	39 cm	44 cm	49 cm	
without drum brake	900950100	900950200	900950300	
with drum brake	900900100	900900200	900900300	
Overall width without / with DB	60 cm / 65 cm	65 cm / 70 cm	70 cm / 80 cm	
Weight without / with DB	31 kg / 32,5 kg	32 kg / 33,5 kg	34,5 kg / 13 kg	

Technical Data		
Overall length		112 - 152 cm
Overall height		97 - 114 cm
Seat depth		42 - 48 cm
Seat height		45 cm
Seat angle from		-1° bis 19°
Backrest height		51 - 65 cm
Backrest angle		-3° bis 36°
Footrest adjustment		40 - 60 cm
Max. Load		135 kg

Accessories for Multifunctional wheelchair Multitec



Product	Order number
Multitec accessory package	900600903

- Easy to install and adjust
- Included in delivery: wheelchair tray (pc.) and side supports (pair) incl. mounting material
- The wheelchair tray and side supports are also available as individual accessories



Product	Order number
Adapter set for PowerStroll	900600910

- Retrofit set
- Enables the PowerStroll pushing aid to be fitted
- PowerStroll not included



Product	Order number
Abductor wedge	900600902

- Prevents slipping off the seat
- Easy to install and adjust



Product	Order number
Lap belt XL	900300321

- Simple installation
- For additional security



Product	Order number
Side supports (pair)	900600900

- Support upper body stability
- Easy to install and adjust



Product	Order number
Footrest adapter set	900900943

Product	Order number
Knob with screws for footrest	900900944

- for Multitec



Product	Order number
Wheelchair tray	900600901

- Practical and comfortable
- Simplifies eating and drinking
- Easy to clean
- Easy to install



More information about the Drive DeVilbiss Multitec accessories can be found by scanning the QR code.

VERSATILE AND MULTIFUNCTIONAL – THE MULTITEC CARE WHEELCHAIR



Compatibility wheelchair accessories

Litec 2G / Litec 2G Plus / Ecotec 2G / Rotec / Freetec / Multitec

 not possible

 optional

 Series

Order number	Description	Litec 2G	Ecotec 2G	Litec 2G Plus	Rotec	Freetec	Multitec
900100778	Wheelchair one-hand drive for Rotec and Freetec						
900300190	Stump support right						
900300180	Stump support left						
900300100	Height- and length-adjustable armrest			•			
900300330	Headrest for wheelchairs						
900300121	Anti-tilt aid Piece			•			•
900300120	Anti-tilt aid Pair			•			•
900500767	One-hand brake for escort						
900300321	Lap belt XL			•			
900300311	Cane holder for wheelchairs			•			
900500750	One-hand parking brake for wheelchairs left						
900500751	One-hand parking brake for wheelchairs right						
900300360	Wheelbase extension adapter block Freetec	•		•	•		
900300312	Handle extension 40 mm lang, Außendurchmesser 22 mm						
900700777	Brake lever extension	•	•	•			
900300110	Brake lever extension						
900300307	Wheelchair tray universal (Seat width 38 - 43 cm)						
900300308	Wheelchair tray universal Seat width 43 - 48 cm						
900300306	Wheelchair tray for Rotec/Freetec Seat width 52 - 54 cm						
900600901	Wheelchair tray for Multitec						
900300340	PU wheel 150 x 35 mm with wheel fork						
910350441	Wheel fork left + right with PU wheel 150 mm and ball bearing Fork suspension						

Compatibility wheelchair accessories

Litec 2G / Litec 2G Plus / Ecotec 2G / Rotec / Freetec / Multitec

Order Number	Description	<div> <div></div>not possible <div></div>optional <div>●</div>Series </div>					
		Litec 2G	Ecotec 2G	Litec 2G Plus	Rotec	Freetec	Multitec
900300170	Folding and lockable leg supports (Pair)						
900300171	Folding and lockable leg supports (left)						
900300172	Folding and lockable leg supports (right)						
900300270	Seat cushion* 40 x 40 x 5 cm						
900300271	Seat cushion* 43 x 43 x 5 cm						
900300272	Seat cushion* 48 x 45 x 5 cm						
710000075	Drive“ bag for wheelchairs + walkers in red						
710000076	Drive“ bag for wheelchairs + walkers in blue						
710000077	Drive“ bag for wheelchairs + walkers in black						
STDS820	Infusion holder for wheelchairs						
900300350	Oxygen bottle holder for wheelchairs						
RT-CU009	Thermal wheelchair cushion						

Power Knot System Prosafe

- Installation with heavy-duty eyelet
- The adapters ensure quick anchoring of a wheelchair in a motor vehicle
- The power knot critically stabilizes the wheelchair design, e.g. in rear-end collisions
- Operator errors when anchoring the wheelchair are impossible
- The lap belt is firmly attached to the adapter and is thus already anatomically correctly worn before setting off
- A diagonal shoulder belt can be worn
- A wheelchair headrest is possible
- Advantages of installation with a heavy-duty eyelet include the increased power reserve upwards and greater flexibility in using various belt systems

The transport restraint adapter is a specially-developed system, which secures the wheelchair and its user in a car during a journey. The transport restraint adapter ensures that the forces which would result from an accident are dissipated through the most sturdy points of the wheelchair to the vehicle floor. Furthermore, the correct geometry of the pelvic strap – as a wheelchair-mounted component of the passenger restraint system – is guaranteed.



Product	Order number
for Rotec	900100781
for Freetec	900100783
for Litec 2G / Litec 2G Plus	900700735
for Multitec	900900954
for Ecotec 2G	910350432

Wheelchair pushing aid PowerStroll

- Puncture-proof drive wheels
- Can be installed in just a few steps
- Suitable for almost all standard wheelchairs
- The PowerStroll is installed in a secure position beneath the wheelchair
- The charging time is eight hours with no risk of overcharging
- Clear and easy-to-use control
- Continuously variable speed regulation up to 6 kph forwards and backwards
- Suitable for wheelchairs with a seat width of 37 to 58 cm
- Including telescopic bar (Item No. 960000003) suitable for wheelchairs with a seat width of 37 to 58 cm



Includes:

Easy to use
control panel



Wheelchair pushing aid PowerStroll HD

- Puncture-proof drive wheels
- Can be installed in just a few steps
- Suitable for almost all standard wheelchairs
- The PowerStroll is installed in a secure position beneath the wheelchair
- The charging time is eight hours with no risk of overcharging
- Clear and easy-to-use control
- Continuously variable speed regulation up to 6 kph forwards and backwards
- Including telescopic bar (Item No. 960000043) suitable for wheelchairs with a seat width of 37 to 65 cm



Product	PowerStroll Standard
Order number	PWCPP011

Technical data	
Overall length	41 cm
Overall width	25 cm
Speed	6 km/h
Reach	16 km
Battery capacity 2x	12 Ah
Motor capacity	150 W
Gradeability	10,5 %
Weight battery	9,7 kg
Weight without battery	10,2 kg
Max. Load	135 kg

Product	PowerStroll HD
Order number	PWCPP011HD

Technical data	
Overall length	41 cm
Overall width	25 cm
Speed	6 km/h
Reach	16 km
Battery capacity 2x	12 Ah
Motor capacity	200 W
Gradeability	10,5 %
Weight battery	9,7 kg
Weight without battery	10,2 kg
Max. Load	180 kg

Transport Chair Travelite

- The ideal travel companion for car, plane, and train
- Stable, comfortable, and fits through any door
- Immediately ready to use and accompanies you wherever you want
- The soft seat surface and backrest offer comfort
- Including carrying bag for easy transport
- With a total weight of just 9.3 kg, ideal as hand baggage
- Folded in just a few easy steps
- Ensures maximum mobility



Praktische
Tragetasche

Carrying bag
with transport
casters

Collapsible



Product	Travelite
Order number	TC005

Technical Data	
Overall length	99 cm
Overall width	57 cm
Overall height	94 cm
Seat width x Seat depth	46 cm x 43 cm
Seat height	48 cm
Folded width	27 cm
Total weight	9,3 kg
Max. Load	115 kg

Transport Chair Expedition Plus

- The ideal travel companion for outdoors or at home
 - Light, versatile, and folding
 - Dual-function brake (for braking and parking)
 - Cushioned backrest and seat surface made of washable nylon
 - Leg supports can be swiveled aside and removed
- Including lap belt



Backrest can be
folded away

Leg supports can
be swiveled

Collapsible



Product	Expedition Plus
Order number	EXP002BL

Technical Data	
Overall length	93 cm
Overall width	56 cm
Overall height	96 cm
Seat width x Seat depth	42 cm x 42 cm
Seat height	49 cm
Folded width	25 cm
Total weight	12 kg
Max. Load	130 kg

Transport Chair D-Lite 12,5

- Lightweight aluminum frame
- Fold-down backrest
- 12.5" wheels
- Height-adjustable armrests
- Removable and swiveling leg supports
- Available in two seat widths
- Including brake for escort



Backrest can be folded away



Leg supports can be swiveled



Height-adjustable push handle



Product	Seat width 45 cm	Seat width 50 cm
Order number	900800100	900800200

Technical Data		
Overall length	89 cm	89 cm
Overall width	61 cm	66 cm
Overall height	92,5 - 98 cm	92,5 - 98 cm
Seat width x Seat depth	45 cm x 39,5 cm	50 cm x 39,5 cm
Seat height	49 cm	49 cm
Folded width	28 cm	28 cm
Total weight	13,2 kg	13,3 kg
Max. Load	125 kg	125 kg

Transport Chair D-Lite 24

- Lightweight aluminum frame
- Fold-down backrest
- 24" wheels
- Height-adjustable armrests
- Removable and swiveling leg supports
- Available in two seat widths



Backrest can be folded away



Leg supports can be swiveled



Height-adjustable push handle



Product	Seat width 45 cm	Seat width 50 cm
Order number	900800300	900800400

Technical Data		
Overall length	101 cm	101 cm
Overall width	67 cm	72 cm
Overall height	93 - 98,5 cm	93 - 98,5 cm
Seat width x Seat depth	45 cm x 39,5 cm	50 cm x 39,5 cm
Seat height	49 cm	49 cm
Folded width	32 cm	32 cm
Total weight	14,4 kg	14,7 kg
Max. Load	125 kg	125 kg





ELECTRO MOBILITY

POWERCHAIRS 76

SCOOTER 79

Powerchair Instafold

NEW

- Intelligent control panel with joystick
- Chassis in metallic silver
- Rims in silver-black
- Removable padded backrest and seat cushion
- Front wheel suspension
- Standard pocket under the seat
- Height adjustable footfalls
- Foldable armrests
- Folded in a few seconds
- 20-Ah Lithium-ion Battery



Instafold

Order number	IFPC17SIL-FR
--------------	--------------

Technical Data

Max. Speed	6 km/h
Battery capacity	1 x 20 Ah Lithium
Gradeability	10 %
Clearance	7,5 cm
Size (LxWxH)	105 x 62 x 99 cm
Folded (LxWxH)	79 x 62 x 40 cm
Seat width/Seat depth	44 cm/ 45cm
Weight without battery	24,3 kg
Max. Load	120 kg

Powerchair Airfold Carbon

NEW

- Intelligent control panel with joystick
- Elegant black frame
- Ultralight and compact - perfect for travel and trips
- USB port for charging
- Easy-to-reach under-seat storage
- Removable and easy to clean seat
- Ventilated backrest
- Adjustable and flip-up armrests
- Suitable for indoor and outdoor use
- With black transport bag including trolley function
- 20-Ah Lithium-ion Battery



Airfold Carbon

Order number	ACFPC17BLK-EU
--------------	---------------

Technical Data

Max. Speed	6 km/h
Battery capacity	1 x 20 Ah Lithium
Gradeability	10 %
Clearance	7,5 cm
Size (LxWxH)	57 x 93 x 93 cm
Folded (LxWxH)	79 x 75 x 32 cm
Seat width/Seat depth	44 cm/ 42 cm
Weight without battery	15,8 kg
Max. Load	115 kg



**SIMPLY.
INDEPENDENT.
MOBILE.**







ELECTRO MOBILITY

POWERCHAIRS 76

SCOOTER 79

STRONG LINE 81

ALLROUND LINE 85

FREEDOM LINE..... 89

3-WHEEL SCOOTER 92

ACCESSORIES 94





STRONG LINE

FAST & POWERFUL SCOOTERS

Exceptional strength, top-notch quality, and unparalleled comfort guarantee the Strong line of e-scooters.



**COMFORT
& SAFETY**



**QUICK &
ELEGANT**



**ROBUST
& STRONG**



**INDIVIDUAL &
EVERYWHERE**

Scooter BLUSTER

(ST6)

- Splash guard
- Bumper provides protection and safety
- High-quality 15" drive wheels with full suspension
- The beep volume can be adjusted using a key sequence on the display
- Full cover of the rear wheel with integrated luminous backlights
- Sporty design and aerodynamic construction
- Scooter slows speed automatically when going round bends
- Powerful motor



Easy to use
Display

Deluxe Captains-
chair



Product	without battery	with 80 Ah battery
anthracite	950100700	950100710
red	950100701	950100711

Technical Data	
Speed	18 km/h
Battery capacity 2x	80 Ah
Motor capacity / Peak power	800 W
Turning radius	186 cm
Gradeability	9° / 16 %
Clearance	11 cm
Front tires / hinten	380 mm
Dimensions (LxBxH)	160 x 72 x 136 cm
Seat width x Seat depth	58 cm x 56 cm
Weight without battery	120 kg
Max. Load	180 kg

Scooter BLAZE

(ST5D PLUS)


- Attentive driving with daytime running light as standard
- New, integrated LED lighting technology reduces power consumption
- Non-slip throttles give a safe driving experience
- Volume of the beeps can be easily adjusted using the control panel
- Full suspension absorbs small bumps
- With the high-low mode, the speed can quickly be reduced to half the maximum speed



Modern LED-
Display

Full suspension

Armrests height-
adjustable




Product	without battery	with 80 Ah Battery
anthracite	950100405-MD	950100435-MD
blue	950100460-MD	950100475-MD

Technical Data	
Speed	15 km/h
Battery capacity 2x	80 Ah
Motor capacity /	850 W
Turning radius	166 cm
Gradeability	10° / 17 %
Clearance	9 cm
Front tires / hinten	335 mm
Dimensions (LxBxH)	140 x 68 x 132,5 cm
Seat width x Seat depth	51 cm x 47 cm
Total weight	124 kg
Max. Load	160 kg

POWER UP
YOUR LIFE







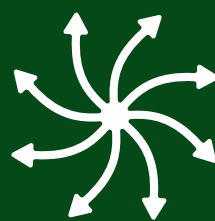
ALLROUND LINE

VERSATILE, FLEXIBLE SCOOTERS

Our Allround Scooters are versatile aids that can be used in various settings and situations, providing support wherever and whenever needed.



**CLEVER &
SMART**



**UNIVERSAL &
VERSATILE**



**CITY &
NATURE**



**SPORTY &
DYNAMIC**


Scooter TOURER PLUS

(ST4D 2G PLUS)

- The latest lighting technology reduces battery consumption
- With the high-low mode, the speed can quickly be reduced to half the maximum speed
- Identical model also available as 12 km/h scooter
- Lockable steering column which can be adjusted to suit
- Sleek, agile design



Simple control panel



Full suspension



also available in anthracite




Scooter TOURER

(ST4D 2G)

- The latest lighting technology reduces battery consumption
- With the high-low mode, the speed can quickly be reduced to half the maximum speed
- Identical model also available as 12 km/h scooter
- Lockable steering column which can be adjusted to suit
- Sleek, agile design



Simple control panel



Full suspension



also available in red



Product	without battery	with 50 Ah batteries
anthracite	950100305-MD	950100335-MD
red	950100306-MD	950100336-MD

Technical Data	
Speed	12 km/h
Battery capacity 2x	50 Ah
Motor capacity	700 W
Turning radius	140 cm
Gradeability	10° / 17 %
Clearance	6,5 cm
Front tires	290 mm
Dimensions (LxBxH)	120 x 64 x 115,5 cm
Seat width x Seat depth	46,5 cm x 49 cm
Weight without battery	71,5 kg
Max. Load	136 kg

Product	without battery	with 50 Ah batteries
anthracite	950100351	950100356
red	950100361	950100366

Technical Data	
Speed	6 km/h
Battery capacity 2x	50 Ah
Motor capacity	500 W
Turning radius	140 cm
Gradeability	10° / 17 %
Clearance	6,5 cm
Front tires	290 mm
Dimensions (LxBxH)	120 x 64 x 115,5 cm
Seat width x Seat depth	46,5 cm x 44 - 49 cm
Weight without battery	70,5 kg
Max. Load	136 kg

Scooter

ENVOY

(BL350 Envoy)

Inspiring in its design, impressive in its efficiency, and captivating in its versatility.

There is a good reason the Envoy is among the most popular scooters – its unique agility is impressive and guarantees plenty of driving pleasure. With numerous equipment features and a modern design, it guarantees mobility.

- With two rear view mirrors as standard
- First-class, comfortable full suspension, as well as adjustment of all wheels to suit your needs
- Large foot area
- Chic, modern design
- Also available with pneumatic tyres



THE

MULTI-

TALENTED



Simple control panel



Full suspension



PU-tires	without battery	36 Ah batteries	50 Ah batteries
anthracite	950200150-0	950200150-36	950200150-50
pneumatic tires	without battery	36 Ah batteries	50 Ah batteries
anthracite	950200100-0	950200100-36	950200100-50
cherry-red	950200200-0	950200200-36	950200200-50
Technical Data			
Speed	6 km/h		
Battery capacity 2x	34/50 Ah		
Motor capacity / Peak power	400 W		
Turning radius	135 cm		
Gradeability	9° / 16 %		
Clearance	8 cm		
Front tires	260 mm		
Dimensions (LxBxH)	119 x 58 x 117 - 122 cm		
Seat width x Seat depth	46 cm x 39 cm		
Weight without battery	76 kg		
Max. Load	160 kg		







FREEDOM LINE

COMPACT, TRANSPORTABLE SCOOTERS

Freedom Scooters are versatile and convenient companions for unrestricted mobility, whether for everyday use or while on vacation. With a Freedom Scooter, you are always on the go.



**AGILE &
COMPACT**



**HANDY &
LIGHTWEIGHT**



**FREE &
FLEXIBLE**



**DAILY LIFE
& HOLIDAY**

Scooter CROW

(ST3)

- Can be disassembled without tools
- Small and maneuverable
- Lots of legroom despite the compact size
- LED illumination for good visibility
- Rear suspension for a comfortable ride
- Available in the colors red and anthracite



Product	6 km/h	8 km/h
red	ST3406150	ST3406100
anthracite	ST3406350	ST3406300

Technical Data	
Speed	6 km/h / 8 km/h
Battery capacity 2x	22 Ah
Motor capacity	250 W
Turning radius	145 cm
Gradeability	8° / 14 %
Clearance	5,2 cm
Front tires	225 mm
Rear tires	112 x 59 x 93,5 cm
Dimensions (LxBxH)	46 x 45 cm
Total weight	55 kg
Max. Load	136 kg

Scooter RAVEN

(BL270 SCOUT AIR)

- Can be disassembled quickly without the need for tools
- Low net weight
- Clear control panel
- Small turning circle
- Standard pneumatic tyres
- Anti-tip wheels
- Seat height can be adjusted to 3 heights (54 cm, 56.5 cm, 59 cm)



simple control
panel



pneumatic tires



easy to disassemble



Product	BL270 Scout Air
red	MS025RD-G-AIR

Technical Data	
Speed	6 km/h
Battery capacity 2x	20 Ah
Motor capacity / Peak power	270 W
Turning radius	99 cm
Gradeability	8° / 14 %
Clearance	6 cm
Front tires / hinten	200 x 50 mm
Dimensions (LxBxH)	108 x 48 x 91 cm
Seat width x Seat depth	43 cm x 36 cm
Weight without battery	34 kg
Max. Load	130 kg

POWER UP
YOUR LIFE

3-WHEEL SCOOTER

**SWIFT.
NIMBLE.
AGILE.**



Scooter Bluster 3

(ST6 3 wheel)

- Splash guard
- Bumper provides protection and safety
- High-quality 15" drive wheels with full suspension
- The beep volume can be adjusted using a key sequence on the display
- Full cover of the rear wheel with integrated luminous backlights
- Sporty design and aerodynamic construction
- Scooter slows speed automatically when going round bends
- Powerful motor



Easy to use
Display



Deluxe Captains-
chair



Product	without battery	with 80 Ah battery
anthracite	950100600	950100610
red	950100601	950100611

Technical Data	
Speed	15 km/h
Battery capacity 2x	80 Ah
Motor capacity / Peak power	800 W
Turning radius	153 cm
Gradeability	9° / 16 %
Clearance	13 cm
Front tires	35 cm
Dimensions (LxBxH)	158 x 72 x 136 cm
Weight without battery	107 kg
Max. Load	180 kg

Scooter FLAME 3

- Comfortable seat
- Spacious storage compartment
- Adjustable steering column
- 15" large wheels
- Front and rear suspension
- LCD display
- LED lighting
- Comes standard with 2 mirrors



Product	with 80 Ah battery
anthracite	950200310

Technical Data	
Speed	15 km/h
Battery capacity 2x	50 Ah
Motor capacity / Peak power	700 W
Turning radius	180 cm
Gradeability	10° / 17°
Clearance	10,5 cm
Front tires	37 cm
Dimensions (LxBxH)	159 x 69 x 127,5 cm
Weight without battery	100 kg
Max. Load	136 kg

Scooter Spark 3

(ST5D 3 Wheel)

- Powerful motor
- Individual mounting on the front wheels with adjustable degree of suspension
- With the high-low mode, the speed can quickly be reduced to half the maximum speed
- The volume of the beeps can be easily adjusted using the display
- Elegant 8" aluminium rims with 13" low profile tyres
- The basket included
- The tiller is infinitely adjustable



Scooter Tourer 3

(ST4D 2G 3 Wheel)

- The latest lighting technology reduces battery consumption
- With the high-low mode, the speed can quickly be reduced to half the maximum speed
- Identical model also available as 12 km/h scooter
- Lockable steering column which can be adjusted to suit
- Sleek, agile design




Product	without battery	with 80 Ah battery
anthracite	950100503	950100512

Technical Data	
Speed	15 km/h
Battery capacity 2x	80 Ah
Motor capacity / Peak power	800 W
Turning radius	173 cm
Gradeability	10° / 17 %
Clearance	10 cm
Front tires	32 cm
Dimensions (LxBxH)	143 x 62,5 x 116 cm
Weight without battery	113,7 kg
Max. Load	160 kg


Product	without battery	with 50 Ah battery
anthracite	950100390	950100395

Technical Data	
Speed	12 km/h
Battery capacity 2x	50 Ah
Motor capacity / Peak power	700 W
Turning radius	111 cm
Gradeability	10° / 17 %
Clearance	6 cm
Front tires	29 cm
Dimensions (LxBxH)	121 x 62,5 x 116 cm
Weight without battery	94, 5 kg
Max. Load	135 kg


Accessories for Scooter

	Product	Order number
	Top case compact	
	Square tube mounting	950500100
	Armrest mounting	950500500


- Capacity: approx. 30 litres

	Product	Order number
	Walking aid/rollator holder	
	Armrest mounting	950000365
	Square tube mounting	950000089


- Easy to install


	Product	Order number
	Cane holder	
	Square tube mounting	950000029

- Easy to install


	Product	Order number
	Oxygen bottle holder	950500113

- Easy to install


	Product	Order number
	Front basket (picture varies depending on model)	
	Scooter Envoy / Scout	950000775
	Scooter ST4D / Plus / ST5D	950001404

	Product	Order number
	Scooter bag for the backrest	RT-5026

- Dimensions: (LxWxD) 40 x 43 x 24 cm

	Product	Order number
	Scooter saddle bag	RT-5022


- Dimensions: (LxWxD) 43 x 32 x 8 cm

	Product	Order number
	Wheelchair / scooter ramp	STDS1097


- Dimensions: (LxW) 183 x 76 cm / Folded 38 cm
- Weight ca. 15 kg
- Transport bag included

	Product	Order number
	Lap Belt XL	900300321


- Simple installation
- For additional security


	Product	Order number
	Rain poncho	
	blue	RT-SC001
	red	RT-SC004

- Ideal protection in the rain


	Product	Order number
	Rain jacket	319


- Ideal protection in the rain

	Product	Order number
	Scooter garage	
	Size M	RT-2993
	Size L	RT-4443


	Product	Order number
	Cane holder with bag	
	for Scooter ST6, ST5D & ST4D	950001282

- Dimensions: (LxWxH) 37 x 22 x 41 cm
- 10 kg Loading


	Product	Order number
	Seat suspension (48 mm increase)	
	for Scooter ST4D / Plus	950001460
	for Scooter ST5D	950001283

Scooter accessory package		RT-SCPACK
	Product	Order number
	Scooter shopping bag	


- Only available in the Scooter Accessory Package
- Attaches to the armrest

	Product	Order number
	Backpack with cane holder	


- Only available in the Scooter Accessory Package
- Attaches to the backrest
- Incl. stick holder
- Ideal for shopping and small items

	Product	Order number
	Shopping bag / Rain Cover for front basket	

- Only available in the Scooter Accessory Package

	Product	Order number
	Shopping bag	

- Only available in the Scooter Accessory Package
- Attaches to the armrests

	Product	Order number
	Scooter garage	

- Only available in the Scooter Accessory Package
- Protection from dirt and rain



For more information visit our website!

Compatibility Scooter accessories

Nr.	Order number	Product (Beschreibung)	BLUSTER (ST6)	BLAZE (ST5D PLUS)	SPARK (ST5D)	TOURER PLUS (ST4D 2G PLUS) /	TOURER (ST4D 2G)	ENVOY	RAVEN (SCOUT)
1	950500100	Top case compact, (ca. 30L) L: 36 x B:44 x H:29 cm							
2	950000089	Walking aid/rollator holder, Square tube mounting							
3	950000029	Cane holder, Square tube mounting							
4	950500113	Oxygen bottle holder							
5	950000090	Basket, rear (L: 44 x B: 44 x H: 23 cm)							
6	9500000775	Front basket (picture varies depending on model)		•	•	•	•	•	•
7	RT-5026	Scooter bag for the backrest (B: 40 x H: 43 x T: 24 cm)							
8	RT-5022	Scooter saddle bag (L: 43 x B: 32 x T: 8 cm)							
9	STDS1097	Wheelchair / scooter ramp							
10	900300321	Lap Belt XL						•	
11	RT-SC001	Rain poncho blue							
11	RT-SC004	Rain poncho red							
12	319	Rain jacket (Bodysize 190 / Clothing size 54 XXL)							
13	RT-2993	Scooter garage M, (L: 120 x B: 65 x H: 95 cm)							
13	RT-4443	Scooter garage L, (L: 140 x B: 71 x H: 100 cm)							
13	RT-4444	Scooter garage XL, (L: 155 x B: 80 x H: 125 cm)							
14	950001282	Cane holder with bag for Scooter ST4D, ST5D & ST6							
15	950001603	Seat suspension (48 mm increase) for ST6							
15	950001283	Seat suspension (48 mm increase) for ST5D							
15	950001460	Seat suspension (48 mm increase) for ST4D / Plus							
16	RT-SCPACK	Scooter accessory package							

The compatibility list only shows which accessories match which scooters, it does not show how many accessory items can be fitted onto a scooter at the same time.

Please check whether the combination of accessories is technically viable!

If you have any questions, please contact Customer Service.



Accessories for scooters discontinued models

1	950500500	Topcase	Only fo Royale, Cobra, Santis
2	950000365	Holder for walker and rollator (armrest mounting)	Only Royale, Cobra, Santis und Supreme





HEMOCARE

LIFT, TRANSFER & CARE

97

OVERBED TABLE	98
PATIENT LIFT	99
SLINGS	102
SLINGS COMPATIBILITY	104
SLINGS SIZING GUIDE	105

PRESSURE CARE

107

Overbed table SuppliTo

- Continuous height adjustment
- Virtually tool-free disassembly
- 4 smooth-running rollers, 2 with brakes
- Flexible use in the patient room
- Individual inclination adjustment of the table top with inclination fixation



Also available in
wood optic



Special angle
fixation



Tool-free height
adjustment



Overbed table SuppliTo twinTop

- Easy to fold up
- Tool-free assembly and disassembly
- 4 smooth-running rollers, 2 with brakes
- Additional table top
- Flexible use in the patient room



Also available in
wood optic



Angle of the table top



Additional table top



Angle adjustment
in 7 positions



Product	white-grey	wood optic
Order number	860000001	860000003

Technical Data	
Overall height	71 - 116 cm
Length tabletop	60 cm
Width tabletop	40 cm
tilt adjustment	0 - 90 °
Total weight	8 kg
Max. Load	10 kg

Product	white-grey	wood optic
Order number	860000002	860000004

Technical Data	
Overall height	71 - 93 cm
Maße Tischplatte (LxB) groß	60 x 40 cm
Maße Tischplatte (LxB) klein	20 x 40 cm
tilt adjustment	0 - 55°
Total weight	9 kg
Max. Load	10 kg

Lift aid

Novaltis

- Very compact and handy device for sit/stand transfer
- Ergonomic handle allowing an optimal position of the hands for pushing, whatever the size of the user
- Very smooth-running double ball bearing wheels Ø 75 mm
- Adjustable rubber heel straps
- High and thick double gutter leg rest cushion, adapting without adjustment to all patient profiles and absorbing movements during transfer



Standard Lumbar Strap

for Novaltis

- Ergonomic and comfortable strap specially designed for standing transfer with NOVALTIS
- It is available in 2 sizes
- Max. load: 200 kg



Product	Standard Lumbar Strap
Medium	SR3701000
Large	SR3702000



- Ergonomic and comfortable strap specially designed for standing transfer with NOVALTIS
- Has a back support for the transfer of patients with a lack of back tone.

Product	Novaltis
Order number	SR2910000-EU
Technical Data	
Handle height	79 - 101 cm
Overall chassis width	61 cm
Overall chassis length	94 cm
Base height	90 cm
Internal leg spacing	54 - 81 cm
Total weight	39 kg
Max. Load	175 kg

Product	Lumbar Strap with high backrest
Medium	SR3703000
Large	SR3703001

Patient Lift Samsoft 175

- Versatile and powerful
- Can be broken down into two sections for easy transport and handling without tools
- Reinforced steel frame for maximum safety
- Large adjustment range of the chassis spread
- Easy and quick battery charging
- Supplied with a sling as standard, optionally in size M or L



Reinforced steel frame



includes a standard sling



Lock for chassis expansion



Product	Samsoft 175
Order number	SR2870000

Technical Data	
Dimensions (LxW)	173 x 63 cm
Height difference	55 cm - 173 cm
Expansion area	54 cm - 83 cm
Clearance	9 cm
Turning radius	144 cm
Total weight	38,4 kg
Max. Load	175 kg

Patient Lift Samsoft Electric Hoist

- Fully electrical operation, electrical lifting and leg opening, ideal for positioning the hoist
- Lightweight frame
- For ease of manoeuvrability, all castors are 360 swivel with low friction bearings and spindle
- Ergonomic push handles
- Electrically powered leg opening
- Compact for easy access through standard 63cm doorways



Excellent vertical storage option



Rear castors include brakes



Electric leg opening



Product	Samsoft Electric Hoist
Order number	SR2810200-ALL

Technical Data	
Dimensions (LxW)	135 x 63 cm
Height difference	55 cm - 174 cm
Expansion area	52 cm - 96,5 cm
Clearance	9,5 cm
Turning radius	142 cm
Total weight	38,7 kg
Max. Load	175 kg

Patient Lift Hermes

- Heavy-duty patient lifter, lifting capacity up to 250 kg
- Extra-reinforced steel frame
- Electric chassis spreading for effortless maneuvering
- Low base frame height for easy movement beneath furnishings
- Four-point transport frame with protective covering
- Manual emergency lowering
- Double, full-rubber casters, diameter 100 mm



Reinforced steel frame



Spreader bar for slings



Accessories Scale for patient lift

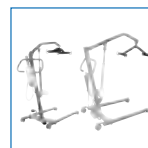
- Easy to handle
- Including fastening kit for Samsoft 175 & Hermes
- Adjustable automatic switch-off
- Battery-powered (3 x AA - included on delivery)



Includes installation kit



Suitable for Samsoft 175 or Hermes



Product		Hermes
Order number		SR2310000
Technical Data		
Dimensions (LxW)		136 x 74 cm
Height difference		51 cm - 177 cm
Expansion area		60 cm - 110 cm
Clearance		11,4 cm
Turning radius		300 cm
Total weight		57 kg
Max. Load		250 kg

Product		Scale for Patient Lift
Scale for Samsoft 175 / Samsoft electric Hoist		SR2820400
Scale for Hermes		SR2321000
Technical Data		
Width		81 mm
Depth		46 mm
Height		265 mm
Digit step		100 g
Weight		620 g
Max. Load		300 kg

SAFE AND COMFORTABLE

Our high-quality range of slings offers a multitude of versions, which enable comfortable transfers.



Universal sling Comfort

- The universal sling
- Quick to put on
- Good support in the back and pelvis area
- Made of polyester
- Max. load: 200 kg



NON MEDICAL DEVICE

Product	Universal sling Comfort
Small	610000011
Medium	610000012
Large	610000013
Extra Large	610000014

Universal sling Comfort with head support

- Ideal for patients who require head support
- Good support in the back and pelvis area
- Cushioned leg support for additional comfort during transfers
- Made of polyester



NON MEDICAL DEVICE

Product	Polyester	Mesh
Small	610000021	610000031
Medium	610000022	610000032
Large	610000023	610000033
Extra Large	610000024	610000034

Toilet sling with head support

- The toilet sling enables effortless transfer for patients with good upper body control
- Offers extensive freedom of movement in the shoulder and arm area
- With wide body belt, reinforced back, extension straps at the side, and low hip area



NON MEDICAL DEVICE

Product	Toilet sling with head support
Small	610000001
Medium	610000002
Large	610000003
Extra Large	610000004

Full body Comfort with head support

- The Hammock full body sling offers optimal support in the sacral and thigh area
- Also suitable for leg amputees
- Sling made of polyester or breathable mesh material available



NON MEDICAL DEVICE

Product	Polyester	Mesh
Small	610000041	610000051
Medium	610000042	610000052
Large	610000043	610000053
Extra Large	610000044	610000054

Sling In Chair Hammock Comfort

- Ideal for decubitus and pain patients or for long periods of sitting
- Optimal patient comfort thanks to seamless bottom area and thinner quilting of the leg strap
- Reduces pressure and shear force thanks to the three-dimensional, multi-elastic 'spacer' knitted fabric
- Max. load: 300 kg
- Machine-washable up to 80 °C



NON MEDICAL DEVICE

Small	Medium	Large
4101BE	4102BE	4103BE

Sling Split Leg in Chair Hammock

- Ideal for decubitus and pain patients or for long periods of sitting
- Seamless bottom area and thinner quilting of the leg strap
- Reduces pressure and shear force thanks to the three-dimensional, multi-elastic 'spacer' knitted fabric
- Max. load: 300 kg
- Machine-washable up to 80 °C



NON MEDICAL DEVICE

Small	Medium	Large
4001BE	4002BE	4003BE

SLINGS

Declaration of compatibility

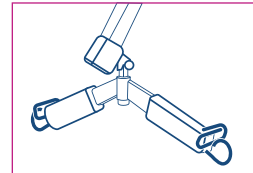
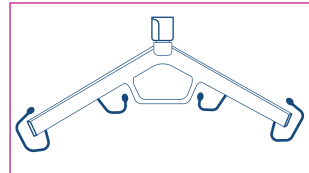
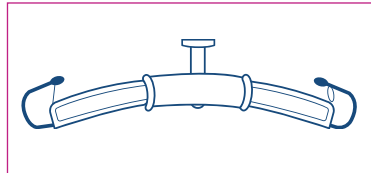
Drive Medical GmbH & Co. KG hereby confirms that slings from Drive DeVilbiss are compatible with mobile patient lifts and fixed ceiling lifts which are equipped with a suspended system with open or closed hooks. To do this, the hooks must be able to take a strap loop which is 25 - 40 mm wide and keep it under tension. The compatible patient lifts and ceiling lifts must be equipped with a 2, 4 or 6 point spreader bar.

THE FOLLOWING SPREADER BARS ARE COMPATIBLE WITH DRIVE DEVILBISS SLINGS

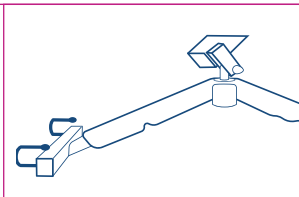
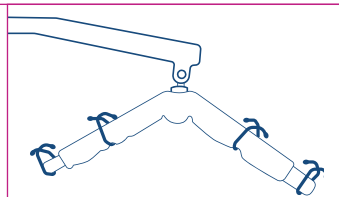


Plastic loops and perforated metal eyelets are not compatible!

2, 4, 6 point spreader bar, double and/or single hooks



Double 4-point spreader bar, double and/or single hooks



THE FOLLOWING HOOKS ARE COMPATIBLE WITH DRIVE DEVILBISS SLINGS

Hook mounted vertically: curved without closing clip



Hook mounted in the longitudinal axis: curved/spiral shape with or without closing clip



Hook mounted vertically and in the longitudinal axis: curved/spiral shape



The list of spreader bar shapes with the corresponding hook is not exhaustive, if the spreader bar shape with the corresponding hook used is not listed here, please contact us and we will check the compatibility.

SLING SIZING GUIDE

For a transfer with a stationary or mobile lift to be as safe and comfortable as possible, it is very important that the lifting sling is the right size and that the model is appropriate for the particular user and lifting situation. To determine which model, size and material are most suitable for the individual user, individual trial fitting is always necessary.

This guide aims to give you an idea of the size you require.
Sit to A full evaluation and risk assessment should be carried out by a qualified person.

Once you have decided on a sling model, the next step is to select the size of the sling. To do this it is useful to consider the height of the patient, and in addition, the chest or waist size, as shown in the following table:

GIRTH	HEIGHT	SLING SIZE COLOUR	COLOR
68 - 91 cm	129 - 150 cm	SMALL	RED
79 - 104 cm	147 - 168 cm	MEDIUM	YELLOW
102 - 129 cm	165 - 178 cm	LARGE	GREEN
124 - 150 cm	170 - 183 cm	EXTRA LARGE	BLUE

TAKING THE MEASUREMENTS

Using a soft measuring tape take and record the measurements as below.

GIRTH

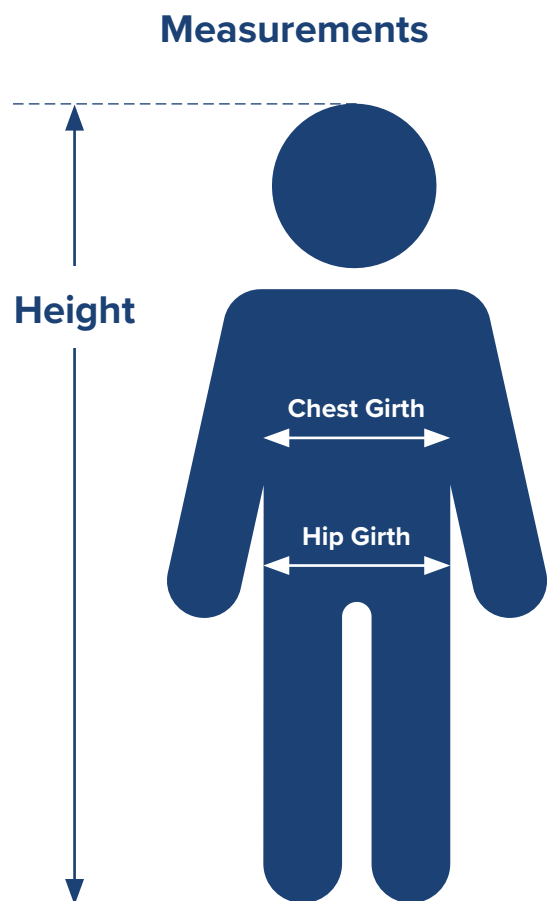
For men and children this is the measurement around the chest measured just under the arms or for women around the hips, this measurement can be done lying down or in a seated position.

HEIGHT

For accuracy this is best carried out with the patient in a lying position, if measured in sections i.e. nape of neck to coccyx and coccyx to back of knee etc, the resulting measurements almost always end up with the patient being taller than they actually are.

Once the girth and height is known look to the chart for the sling size that closely matches the measurement taken, If in doubt seek advice from your clinician or call our customer services team.

Please Note: This is a guide only







HEMOCARE

LIFT, TRANSFER & CARE

97

PRESSURE CARE

107

SEAT CUSHION	108
ALTERNATING PRESSURE SYSTEM	109
FOAM MATTRESS	110

Seat cushion D-Q-SiT Gel

- Optimal adaptation to the ischial tuberosity thanks to visco foam with integrated silicone gel
- Reduction of contact pressure through specific pressure distribution
- Recommend as therapeutic support for all decubitus categories (1 to 4) and for prophylaxis in patients up to a medium- decubitus risk
- Special D-Q SiT protect cover - for incontinence protection, reduced shear force, and optimal breathability
- Fits on virtually all standard, lightweight, and multi-function wheelchairs as well as care chairs

*For people who can change their lying position regularly themselves or with help



silicon gel plate inside



Product	Seat cushion D-Q-SiT Gel
40 x 35 cm	820200200
40 x 40 cm	820200210
40 x 45 cm	820200220
45 x 45 cm	820200230
45 x 50 cm	820200240
Technical Data	
Overall height	7 cm
Weight	1 kg
Max. Load	120 kg

Seat cushion D-Q-SiT Air 6 / 10

- Individually adjustable, therefore also suitable as a positioning seat cushion
- Recommend as therapeutic support for all decubitus categories (1 to 4) and for prophylaxis in patients up to a very high- decubitus risk
- Special D-Q SiT protect cover - for incontinence protection, reduced shear force, and optimal breathability
- Versatile seat cushion, available in 2 heights, optionally with 1 or 2 Valve
- Fits on virtually all standard, lightweight, and multi-function wheelchairs as well as care chairs

*For people who can change their lying position regularly themselves or with help



Air 6

Air 10



D-Q-SiT Air 6	1 Chamber	2 Chamber
40 x 40 cm	820200310	820200510
40 x 45 cm	820200320	820200520
45 x 45 cm	820200330	820200530
45 x 50 cm	820200340	820200540

D-Q-SiT Air 10	1 Chamber	2 Chamber
40 x 40 cm	820200410	820200610
40 x 45 cm	820200420	820200620
45 x 45 cm	820200430	820200630
45 x 50 cm	820200440	820200640

Technical Data	D-Q-SiT Air 6	D-Q-SiT Air 10
Overall height	6 cm	10 cm
Weight	1,5 kg	1,5 kg
Max. Load	150 kg	200 kg

Alternating pressure system MED AIRE FlexWave

This mattress replacement system combines flexible user settings with maximum comfort,

- Sitting & care function plus static pressure-relief positioning
- Automatic cell pressure adjustment in case of patient position change
- Manual weight adjustment possible
- With intelligent, automatic start/stop
- Recommend as therapeutic support for all decubitus categories (1 to 4) and for prophylaxis in patients up to a very high- decubitus risk

*For people who can change their lying position regularly themselves or with help



Cell-on-Cell



Comfort cover



CPR function




Alternating pressure system MED AIRE DuoWave

- Individual adjustment of the cell pressure to the weight of the patient, both lying and sitting
- Individually usable thanks to possible static pressure-relief positioning
- Continuous, manual cell pressure adjustment based on a weight scale
- Bi-elastic, quilted, and breathable cover
- Fast repair of the overlay is possible thanks to individual air cell exchange
- Recommend as therapeutic support for all decubitus categories (1 to 4) and for prophylaxis in patients up to high-decubitus risk

*For people who can change their lying position regularly themselves or with help



integrated foam pocket in the base



Comfort cover



CPR function



Product		MED AIRE FlexWave
Order number		820000300
Technical Data		
Pump		
Dimensions (WxDxH)		36 x 13,5 x 25 cm
Total weight		3,9 kg
Power Supply		230 V, 50 Hz
Input		25 W
Pressure range		10 - 50 mbar
Mattress		
Dimensions (LxWxH)		200 x 88 x 20 cm
User weight		20 kg - 200 kg

Product		MED AIRE DuoWave
Order number		820000200
Technical Data		
Pump		
Dimensions (WxDxH)		28 x 10 x 20 cm
Total weight		2,2 kg
Power Supply		230 V, 50 Hz
Input		12 W
Pressure range		30 - 60 mbar
Mattress		
Dimensions (LxWxH)		200 x 90 x 14 cm
User weight		36 kg - 150 kg

Foam mattress GRAVIMED Multiflexx

- Special, very soft foam top layer
- Middle layer consisting of passively acting, viscoelastic special foam
- Stabilizing HR foam base
- Also suitable for cachectic patients
- Recommend as therapeutic support for all decubitus categories (1 to 4) and for prophylaxis in patients up to a very high- decubitus risk

*For people who can change their lying position regularly themselves or with help



3-layer foam construction



incl. water resistant and vaporpermeable cover with overlapping zipper



Product	GRAVIMED Multiflexx
190 x 90 cm	820100300
200 x 90 cm	820100310
200 x 100 cm	820100320

Technical Data	
Overall height	16 cm
Density	RG: 40 50 50 kg ³
Total weight	13 kg
User weight	20 kg - 135 kg

Foam mattress GRAVIMED Protexx

- Highly-elastic HR foam surface for increased lying comfort
- Stabilizing PU foam base with intelligent cutting technology ensures improved breathability and a pleasanter bed climate
- With heel comfort zone for specific pressure distribution in the heel area
- Recommend as therapeutic support for all decubitus categories (1 to 4) and for prophylaxis in patients up to a high- decubitus risk

*For people who can change their lying position regularly themselves or with help



2-layer mattress with intelligent cutting technology



incl. water resistant and vaporpermeable cover with overlapping zipper



Product	GRAVIMED Protexx
190 x 90 cm	820100200
200 x 90 cm	820100210
200 x 100 cm	820100220

Technical Data	
Overall height	14 cm
Density	RG: 35 35 kg ³
Total weight	11 kg
User weight	30 kg - 140 kg

Foam mattress GRAVIMED Simplexx

- High-quality HR foam with special multi-zone, cube-shaped cutting ensures ergonomic body adaptation, increased flexibility, and a pleasant bed climate
- With heel comfort zone for specific pressure distribution in the heel area
- Recommend as therapeutic support for all decubitus categories (1 to 4) and for prophylaxis in patients up to medium- decubitus risk

*For people who can change their lying position regularly themselves or with help



Heel comfort zone



incl. water resistant and vaporpermeable cover with overlapping zipper



Foam mattress GRAVIMED Baritexx

- Lying area made of viscoelastic foam adapts to the body contour and weight; for optimal pressure relief and distribution with low temperature dependency
- Base and middle layer made of stabilizing HR foam
- Integrated cutting technology for increased lying comfort
- Recommend as therapeutic support for all decubitus categories (1 to 4) and for prophylaxis in patients up to a very high- decubitus risk

*For people who can change their lying position regularly themselves or with help



Viscoelastic bed surface, 3-layer mattress



incl. water resistant and vaporpermeable cover with overlapping zipper



Product		GRAVIMED Simplexx
190 x 90 cm		820100100
200 x 90 cm		820100110
200 x 100 cm		820100120
Technical Data		
Overall height		12 cm
Density		RG: 40 kg ³
Total weight		10 kg
User weight		0 - 135 kg

Product		GRAVIMED Baritexx
200 x 90 cm		820100410
200 x 100 cm		820100420
200 x 120 cm		820100430
Other sizes on request		
Technical Data		
Overall height		16 cm
Density		RG: 50/60/60 kg ³
Total weight		13 kg
User weight		80 kg - 250 kg





RESPIRATORY

OXYGEN CONCENTRATOR.....	114
OXYGEN FILLING STATION.....	116
OXYGEN CONSERVER.....	117
SUCTION THERAPY	118
AEROSOL THERAPY.....	120

5L Oxygen Concentrator Compact 525

- Stationary 5-litre oxygen concentrator
- Increases patient comfort while simultaneously reducing operating costs
- Integrated OSD® sensor for continuous oxygen concentration measurement
- The 525KS is very easy to move thanks to the attached casters and its integrated handle
- Oxygen outlet equipped with fire protection adapter
- Assembled in the USA




Control panel



Humidifier optional



Flowmeter



Product	Compact 525 5-liter
Order number	525KS

Technical Data	
Dimensions (WxDxH)	34,2 cm x 30,4 cm x 62,2 cm
Flow rate	0,5 l/min - 5 l/min
Oxygen concentration	93 % ± 3 %
Power Supply	230 V, 50 Hz
Total weight	16,3 kg

10L Oxygen Concentrator Compact 1025

- Stationary 10-litre oxygen concentrator
- Integrated OSD® sensor for continuous oxygen concentration measurement
- Front label with universal icon symbols and LED lights
- Additional auxiliary oxygen outlet on the rear side of device enables user to fill oxygen cylinders associated with transfilling devices
- Oxygen outlet equipped with fire protection adapter
- Assembled in the USA



Control panel



Flowmeter



Humidifier optional



Product	Compact 1025
Order number	1025KS

Technical Data	
Dimensions (WxDxH)	34,2 cm x 30,4 cm x 62,2 cm
Flow rate	2 l/min - 10 l/min
Oxygen concentration	87% - 96%
Power Supply	230 V ~50 Hz
Total weight	19 kg

Portable Oxygen Concentrator iGo2

- Patented SmartDose™ technology
- Extremely sensitive respiration detection (trigger)
- Approved for use on aircraft
- Including practical carrying bag
- Small, light, and handy
- Integrated OSD® sensor for continuous oxygen concentration measurement
- Assembled in the USA



Application example



Scan QR Code for more info



Control panel



Battery



Scope of delivery



Product		iGo2
with one Battery		125K
with 2nd Battery		125K-XB
Technical Data		
Dimensions (WxDxH)		8,9 cm x 21,8 cm x 21,3 cm
Sound level		37 dBa
Oxygen concentration		90% +4/-3
Maximum O2 Production		1014 ml
Power Supply		100-240 V 50/60 Hz
Total weight		2,2 kg

Oxygen Analyzer UltraMaxO2

The UltraMaxO₂ analyzer was developed to check the oxygen concentration at a glance, including the flow and output pressure of oxygen concentrators. Its advanced design offers high performance and reliability. The UltraMaxO₂ oxygen analyzer offers the following advantageous characteristics:

- Precise measurement of the O₂ flow and pressure
- Integrated oxygen sensor; no replacement of the oxygen sensor necessary
- No calibration on site
- Self-diagnosis
- Shielded and reinforced sample gas inlet
- Including silicone sleeve for increased durability
- 36-month warranty
- Maintenance-free
- Assembled in the USA



Product		UltraMaxO2
Order number		R221P11-001
Technical Data		
Dimensions (WxDxH)		8,6 cm x 2,5 cm x 12,9 cm
Oxygen Measurement Range		20,9% - 96 %
Flow Measurement Range		0 - 10 l/min
Pressure Measurement Range		0,5 - 50 PSI
Total weight		181 g

Carrying Bag for Cylinder (1.2 & 1.8L)

- Ideal for mobile use
- The internal belt system ensures that the oxygen bottle is secured in place
- Can be used as a shoulder bag and backpack
- Fits the Drive Trolley

For various bottle sizes



Mounting for trolley



Can be used as a backpack



Product		Bag for oxygen bottle
Order number		EX3000D-651DE

Oxygen Filling Station

iFill

- The iFill oxygen filling station ensures an unlimited supply of refillable oxygen
 - The user-friendly device is simple to use and operates reliably
 - The filling station can be positioned anywhere in the home
 - Various cylinders sizes available for all requirements
 - Bottles can be filled as often as required by the user
- No more waiting for your cylinders to be delivered
 - iFill kit consisting of iFill, power cord, 2 oxygen bottles (type depending on configuration), a carrying bag, and instructions for use
 - Assembled in the USA



Control panel



Filling connection



Product		iFill (Device only)	iFill with 2 x PD cylinder		iFill with 2 x CF cylinder	
Order number		535I	535I-PD-KIT X,X		535I-CF-KIT X,X	
Technical Data			Type	ML6	C	D
Dimensions (LxWxH)			Content	1,2 l	1,8 l	2,9 l
Average Filling Pressure			Weight	2,18 kg	2,54 kg	3,27 kg
Energy consumption			Filling time	90 min	130 min	215 min
Oxygen concentration			Usage time (2 l/min)			
Power Supply			PD1000A	4,3 Std.	6,1 Std.	10,5 Std.
Total weight			CF	1,4 Std.	2,0 Std.	3,5 Std.

Electronic Oxygen Conserver Evolution



- Sensitive respiration detection
- Light and compact
- Inexpensive and efficient
- Responds to both weak and strong inhalation, making it suitable for a broad range of patients
- Automatic shutoff when not in use, thus extending the battery life
- Evolution Motion with integrated motion sensor for detecting patient activity

Product		Evolution
DIN-477-9		OM-924
Pin Index / 870 coupler		OM-900
Technical Data		
Dimensions (LxWxH)		14 x 7,9 x 6,4 cm
Connector type		G3/4, DIN ISO 477 Nr. 9
Operation temperature		-10°C bis 40°C
Storage temperature		-40°C bis 70°C
Trigger rate		max. 40 Atemzüge pro min
Total weight		600 g

Disposable Oxygen Conserver Oxymizer



- Comfortable alternative to an oxygen mask
- Compatible with compressed gas cylinders, oxygen concentrators, and liquid oxygen systems
- Clinically proven efficiency when resting, sleeping, and during physical activity
- Oxygen saving ratio up to 4:1
- Lower flow rates reducing common side effects
- Reduces cost of providing oxygen therapy

Product		Oxymizer
Order number		P-224
Technical Data		
Max. Inlet pressure		345 kPa (3.45 bar, 50 psi)
Operation temperature		5°C bis 40°C
Storage temperature		-25°C bis 70°C
Max. Flow		15 l/min.
Operational humidity		-25°C to 70°C
Total weight		85 g

Pneumatic Oxygen Conserver Bonsai



- Robust and maintenance-free
- Potential saving ratio of up to 6:1
- 7 settings in pulsed mode
- Maintenance-free
- Light and compact
- Inexpensive and efficient

Product		Bonsai
DIN-477-9		OM-824
PIN INdex/870 coupler		OM-824CE
Technical Data		
Dimensions (LxØ)		13,5 / 6,5 cm
Connector type		G3/4, DIN ISO 477 Nr. 9
Operation temperature		-10°C bis 40°C
Storage temperature		-40°C bis 70°C
Trigger rate		max. 40 Atemzüge pro min
Total weight		300 g

Cannula Valve Firesafe™ MKII

- Can be used bidirectionally
- MDD- / MDR-compliant
- 65 % lower resistance enables higher flow rates of 0.5 - 25 l/min
- CE & FDA
- Smaller valve diameter



Product		Firesafe™ MKII Cannula Valval
Order No.		827-2001x20

Drive DeVilbiss Healthcare is one of the world's leading manufacturers of portable suction devices. The name VacuAide has been synonymous with highly reliable and effective secretion suction for more than 50 years. Users and patients have relied on VacuAide secretion aspiration pumps for decades.



Suction unit

VacuAide 7325

NEW

Drive DeVilbiss 7325-Series Suction devices are the smallest and most lightweight electric suction units on the market today. At the same time, these are compact and powerful devices that not only convince users in the mobile care service, caring relatives at home and specialist staff in the clinical environment.

- Available as a portable battery variant (7325P-I) or as a mains powered variant (7325D-I).
- Long-life lithium-ion battery with 1 year warranty and 45 Min runtime
- Fast battery charging time of only 3 hours
- Built-in tube holder for hygienic storage of the suction tube
- Stepless vacuum regulation from 50 to 550 mmHg, High free flow - up to 27l/min
- Functional bag with visual control windows, in which the device can be operated, included in the scope of delivery (7325P-I Model)
- Euro plug
- Assembled in the USA



Product	without battery	with internal battery
International, Euro plug	7325D-I	7325P-I
Asia/Pacific	7325D-AP	7325P-AP
Taiwan	-	7325P-T
UK plug	-	7325P-U
Technical Data		
Overall length	18 cm	
Overall width	17,8 cm	
Overall height	17,5 cm	
Vacuum range	50 mmHg -550 mmHg	
Air Flow	27 l/min	
Battery Runtime	45 min	
Power Supply	100 - 240 V, 50/60 Hz	
Total weight	1,54 kg	1,72 kg

Suction unit VacuAide 7305

The VacuAide 7305-Series consists of small and lightweight portable suction units for effective airway clearance. This reliable suction device is ideal for home and hospital use.

- Available as a battery powered version (7305P) or mains powered variant (7305DI)
- High performance capabilities with a vacuum range from 80-550mmHg and 0-27L/min flow range
- Automatic float shut-off to prevent overflow into the unit
- Comes with a 800ml canister (optional 1200ml autoclavable canister available)
- Complete with 100-240 V power supply and 12 V DC car adaptor
- Up to 60 minute internal battery run time
- The 7305 suction unit is supplied with its own carry bag designed for discreet transport and ease of portability.
- Assembled in the USA



Carrying bag for easy transport



Optional container 1200 ml, autoclavable



Product	without battery	with internal battery
International Plug	7305D-I	7305P-I
UK Plug		7305P-U

Technical Data	
Overall length	20,3 cm
Overall width	17,8 cm
Overall height	22,9 cm
Vacuum range	80 mmHg -550 mmHg
Air Flow	27 l/min
Battery Runtime	60 min
Power Supply	100 - 240 V, 50/60 Hz
Total weight	2,9 kg

Suction unit VacuAide QSU 7314

- Noise-optimized operation with high aspiration power at the same time
- Can be used anywhere as a portable battery-powered version (P version) or operated at home (D version)
- Simple operation through on/off switch and vacuum indicator with integrated rotary controller for continuous adjustment of aspiration power
- Available with 800 ml single-use container or autoclavable 1,200 ml container
- Continuous vacuum regulation from 50 to 550 mmHg and a 27l/min flow rate
- The QSU and its accessories sit neatly in the personal carry bag allowing you to take and use the unit at all times
- Assembled in the USA



Carrying bag for easy transport



Optional container 1200 ml, autoclavable



Optional Flovac Liner System 1000 ml



Product	without battery	with internal battery
International Plug	7314D-NE	7314P-NE
UK plug		7314P-U
UK plug + 1200 ml canister		7314P-UR

Technical Data	
Overall length	21,6 cm
Overall width	20,3 cm
Overall height	21,1 cm
Vacuum range	50 mmHg -550 mmHg
Air Flow	27 l/min
Battery Runtime	60 min
Power Supply	100 -200 V, 50/60 Hz
Total weight	3 kg

Compressor Nebulizer AirForce One

Compact compressor nebulizer for a reliable and efficient aerosol therapy in acute diseases of the upper and lower respiratory tract. Also ideal for preventing possible lung diseases and seasonal colds.

- Simple to set up and operate by the user
- Noise reduced, therefore especially recommended for small children
- Suitable for everyday use by the entire family
- Integrated carrying handle for additional comfort
- Extensive accessories like nebulizer, nose piece, mouthpiece, child mask, adult
- mask and storage bag included
- Equally suitable for the efficient therapy of children and adults



Optional
Year-pack



Storage bag



Product		AirForce One
Order number		MQ5890-EU
Technical Data		
Overall length		19 cm
Overall width		14 cm
Overall height		9 cm
Aerosol output		0,45 ml
Nebulization Rate		0,3 ml/min
Power Supply		230 V, 50 Hz
Particle size MMAD		< 5 µm
Total weight		1,5 kg

Compact Compressor Nebulizer AirForce Mini

The AirForce Mini from DriveDeVilbiss Healthcare is a battery-operated portable inhalation therapy system. Whether in the office, at school or on the road, the AirForce Mini gives the user complete independence.

- Lightweight palm-sized device
- Low noise operation
- Integrated battery with LED-status display
- Stylish design
- User friendly and easy to clean
- One of the smallest nebulizer systems in the market
- Carrying bag, adult mask, child mask, mouth piece, nose piece, power adapter w Micro-USB cable included



Standard Scope
of delivery



LED status
display



Air outlet with
filter cap



Product		AirForce Mini
Order number		MQ6010
Technical Data		
Overall length		11,1 cm
Overall width		6,8 cm
Overall height		4,5 cm
Aerosol output		0,15 l/min
Nebulization Rate		0,25 ml/min
Power Supply		230 V, 50 Hz
Particle size MMAD		4,12 µm
Total weight		217 g

Ultrasonic nebuliser Hikoneb 908 DC

NEW

The reliable Hikoneb 908 DC is a high performance, large volume ultrasonic nebuliser suitable for room humidification, sputum induction and highly effective aerosol therapy.

Designed with the patient and end user in mind, the Hikoneb 908 device is simple to use, and ideal for use in both clinical and care home environments.

- Built in medication timer up to 90 Min.
- Air-flow output with 4 adjustable settings
- Adjustable nebulisation rate
- Digital control panel, allows precise and easy operation
- Heated tube option and 5-feet trolley included
- Low water level audible alarm

Fully equipped with a heated tube, a 5-feet trolley, medical cups and all accessories, the Hikoneb 908 DC is ready for use, right out of the box.



Product

Order number	M000034
--------------	---------

Technical Data

Dimensions (LxWxH)	10,8 x 22.6 x 29 cm
Air flow max.	19 l/min
Nebulizer rate	2,3 ml/min
Particle size MMAD	< 4 µm
Power Supply	230 V/ 50hz
Ultrasonic frequency	1.7 Mhz
Weight	3 kg





DAILY LIVING AIDS

REACHER	124
BATH STEP SKY	124

Bath step Sky

- Small size, big impact: total versatility in the bath!
- Makes getting into and out of the bathtub easier
- Large, non-slip step surface guarantees absolute stability
- Safely and quickly stackable to raise the height by 5 cm in each case
- Easy to clean
- Height: 10 cm (each further increase adds an additional 5cm)



NON MEDICAL DEVICE

Product	Bath step Sky
Order number	RTL12068

Reacher

- This reacher is your extended arm and assists you every day
- Special rubber lips enable you to grab even the smallest objects
- The reacher comfortably extends down to the floor
- Pleasantly light in your hand but nevertheless robust and durable



NON MEDICAL DEVICE

Product	Reacher
Order number	PC23583-1



**EASY.
PRACTICAL.
HELPFUL.**





KIDS

CHILD BATHING SYSTEM.....	128
CHILDREN WALKING AID	130
CHILD'S WHEELCHAIR.....	132

Child Bathing System Otter

- Plastic frame with removable, water-permeable vinyl cover
- Seat surface and backrest can be adjusted to four positions (inclination from 0° to 90°)
- Safety straps for body and legs
- Head/neck support height- and width-adjustable; also suitable as side protection
- Can be stowed compactly when folded
- With stand or rolling frame, extensible for many everyday situations
- Head support, chest strap, and 2 leg straps are included in delivery



Adjustable head and neck support



Adjustable backrest



Practical single-handed operation



Product	Size S	Size M	Size L
Order number	555100100	555100200	555100300
Technical Data			
Body size	90 cm	80 cm - 130 cm	110 cm - 170 cm
Seat width x Seat depth	41 cm x 30 cm	41 cm x 35 cm	41 cm x 40 cm
Seat height	14 - 26 cm	14 - 26 cm	14 - 26 cm
Backrest (WxH)	41 cm x 40 cm	41 cm x 56 cm	41 cm x 75 cm
Backrest angle	0 - 90 °	0 - 90 °	0 - 90 °
Folding Dimensions	90 x 42,5 x 15 cm	105 x 42,5 x 15 cm	122 x 42,5 x 15 cm
Total weight	4 kg	4,5 kg	5 kg
Max. Load	30 kg	60 kg	80 kg

Underframe

Shower support

- Quickly transforms the Otter bath support into a shower support
- Base frame with casters for increased flexibility
- Pleasant height for the supervising person
- Suitable for all three sizes
- Robust aluminum frame
- Parking brake for the casters
- Click system enables easy set-up and dismantling



Easy assembly
and disassembly



Wheels can
be individually
locked



Underframe

Bath support

- Height adjustment for a comfortable position in the bathtub that is easy on the back
- Suitable for all three sizes
- Adjustable to two height positions (12.5 cm and 27 cm)
- Easy-care plastic
- Low weight
- Space-saving stowage thanks to folding legs
- Click system enables easy set-up and dismantling



2 positions for
height adjust-
ment



Product		Shower support
Order number		555200200
Technical Data		
Overall width		69 cm
Overall length		95 cm
Overall height		52,5 cm
Total weight		7 kg
Max. Load		85 kg

Product		Bath support
Order number		555200100
Technical Data		
Overall width		44 cm
Overall length		78 - 98,5 cm
Overall height		15,8 - 28,8 cm
Total weight		4,1 kg
Max. Load		85 kg

Children Walking Aid Nimbo

- Height-adjustable legs
- Soft rubber wheels provide stability and prevent lateral-slippage
- Engageable backstops on the rear wheels prevent rolling backwards
- Front swivel wheels make turning and maneuvering easier
- Front wheels can be locked in one direction
- Latex-free grips with flanged ends
- Easily folded for transport and storage



Product	Order number
Forearm supports for Nimbo S and M	705300200
for Nimbo L and XL	705300250



Product	Order number
Hip / pelvic support for Nimbo S, M, L, and XL	705300100



Product	Order number
Seat harness for Nimbo S, M, and L	705300300
for Nimbo XL	705300350



Product	Order number
Seat plate for Nimbo XS	705200010
Seat plate for Nimbo S	705200110
Seat plate for Nimbo M	705200210
Seat plate for Nimbo L	705200310
Seat plate for Nimbo XL	705200410

Product	Size XS	Size S	Size M	Size L	Size XL
castle red	705100010	705100110	705100210	705100310	–
knight blue	705100020	705100120	705100220	705100320	–
wizard purple available at direct container business only	705100030	705100130	705100230	705100330	–
emperor black	–	–	–	–	705100440

Technical Data					
Body size	78 - 98 cm	114 cm	122 cm	155 cm	160 cm
Overall width x Overall length	56 cm - 50 cm	59 cm x 54 cm	61 cm x 74 cm	67 cm x 85 cm	69 cm x 95 cm
Overall height	41 cm - 51 cm	39 - 49 cm	49 - 66 cm	58 - 77 cm	76 - 95,5 cm
Width between handles	34,5 cm	34,5 cm	34,5 cm	38,5 cm	43 cm
Width between rear wheels	55,5 cm	41 cm	42,5 cm	48 cm	48 cm
Folding Dimensions	59 cm x 22 x 77 cm	75 x 59 x 14 cm	77 x 60 x 14 cm	87 x 65 x 15 cm	113 x 68 x 17 cm
Total weight	3,8 kg	3,8 kg	4,3 kg	5,4 kg	6 kg
Max. Load	30 kg	30 kg	50 kg	70 kg	90 kg

Positioning Seat Trekker GT

- Extensive setting and adjustment option
- Innovative wheel functions such as direction lock, backstop, friction and parking brake are standard on all models
- Stable and light construction ensures safety and versatility
- Tool-free installation of all accessories
- Flexible settings for individual needs and abilities



Product	Order Number
Handle for Trekker S, M, and L	TK1045

Product	Order Number
Forearm support for Trekker S	TK1035S
for Trekker L	TK1035L

Product	Order Number
Forearm support for Trekker S	TK1010

Product	Order Number
Seat harness for Trekker S	TK1070S
for Trekker M und L	TK1070L

Product	Order Number
Thigh belt for Trekker S	TK1090S
for Trekker M, L	TK1090L

Product	Order Number
Ankle strap for Trekker	
for Trekker S	GT1060S
for Trekker M	GT1060M
for Trekker L	GT1060L

Product	Order Number
Hip belt for Trekker S	TK1080S
for Trekker M	TK1080M
for Trekker L	TK1080L

Product	Size S			Size M		Size L
Order Number	706000100	706000110	706000200	706000210		706000300
Color	warrior blue	magic green	magic green	warrior blue		sword grey


Technical Data						
Body size		114 cm		122 cm		155 cm
Overall width x length		57 cm x 84 cm		66 cm x 81 cm		70 cm x 96 cm
Overall height		38 - 47 cm		53 - 66 cm		74 - 99 cm
Width between handles		33,5 cm		34,5 cm		38,5 cm
Width between rear wheels		68 cm		42,5 cm		48 cm
Weight		10,5 kg		12,5 kg		16,5 kg
Max. Load		34 kg		68 kg		91 kg

Child’s wheelchair
Viper

- Activity and mobility are improved
 - Ideal for short-term use
 - Light, narrow, and maneuverable
 - Available in 2 seat widths: 30.5 cm and 35.5 cm
 - Numerous adjustment options
- Both footrests can be swiveled away or removed in a single step
 - The armrests are softly cushioned and can be swiveled away backwards
 - The Viper can be folded in just a few steps and easily stowed in the car



Armrests can be swiveled away



Height-adjustable footrests



Parking brake



Product		Size S	Size M
Order number		L412DDA-ELR	L414DDA-ELR
Technical Data			
Overall width		50 cm	55 cm
Overall length		94,5 cm	94,5 cm
Overall height		80,5 cm	85,5 cm
Seat width x Seat depth		30,5 cm x 30,5 cm	35,5 x 30,5 cm
Seat height		39,5 cm	39,5 cm
Overall length without footrests		65 cm	65 cm
Total weight		13 kg	15 kg
Max. Load		90 kg	90 kg







MAXILINE

BATH.....	136
SHOWER	136
TOILET.....	139
MOBILITY	140
SCOOTER.....	143
HEMOCARE	144

Bath Bench Benny XL

- Bathtub bench with maximum load capacity
- Slip-resistant seat surface with drainage holes
- Makes getting into the bathtub easy and safe
- Easily adjustable to fit the bathtub width
- Incl. grab handle and integrated soap dish
- Simple and fast installation without tools
- Rubber feet ensure safety and protect against scratches
- Easy to clean
- Delivery in practical, customer-friendly take-away packaging



Integrated soap dish



Rubber base prevents scratches



Product	Length 68 cm	Length 73 cm
Order number	550100300	550100400
Technical Data		
Overall width	35 cm	35 cm
Overall length	68 cm	73 cm
Adjustment (width of bathtub)	40 - 63 cm	43 - 68 cm
Total weight	2,2 kg	2,7 kg
Max. Load	225 kg	210 kg

Shower Chair DS 250

- Available with and without backrest
- Comfortable, safe, and stable
- Large seat surface with drainage holes
- Cross strut ensures maximum stability
- Five-position seat height adjustment through telescopic legs
- Easy to clean



Height-adjustable legs



More stability thanks to cross strut



Product	without backrest	with backrest
Order number	771100100	771100200
Technical Data		
Overall width max.	57 cm	57 cm
Overall width min.	53,5 cm	53,5 cm
Overall height	51 cm	83,5 cm
Seat width	43 cm	43 cm
Seat depth	41 cm	41 cm
Seat height	41 - 51 cm	41 - 51 cm
Total weight	3,6 kg	4,5 kg
Max. Load	250 kg	250 kg

Shower Stool Delphi

- Safe, stable, and space-saving
- Seat surface with drainage slits
- Low weight
- Three-position seat height adjustment through telescopic legs
- Stable thanks to rubber feet
- Anodized aluminum tube legs
- Easy to clean
- Delivery in practical take-away packaging



Product		Delphi
Order number		540100000

Technical Data	
Overall width	48 cm
Overall length	48 cm
Overall height	55 cm
Seat height	45 - 55 cm
Seat plate diameter	38 cm
Total weight	1,6 kg
Max. Load	180 kg

Shower Stool Delphi Plus

- The hygiene opening makes daily body care easier
- Safe, stable, and space-saving
- Seat surface with drainage slits
- Low weight
- Three-position seat height adjustment through telescopic legs
- Stable thanks to rubber feet
- Anodized aluminum tube legs
- Easy to clean
- Delivery in practical take-away packaging



Product		Delphi Plus
Order number		540200000

Technical Data	
Overall width	48 cm
Overall length	48 cm
Overall height	55 cm
Seat height	45 - 55 cm
Seat plate diameter	38 cm
Total weight	1,6 kg
Max. Load	180 kg

Shower Stool Delphi 2 Plus

- With 2 hygiene openings for comfortable body care
- Safe, stable, and space-saving
- Seat surface with drainage slits
- Low weight
- Three-position seat height adjustment through telescopic legs
- Stable thanks to rubber feet
- Anodized aluminum tube legs
- Easy to clean
- Delivery in practical take-away packaging



Product		Delphi 2 Plus
Order number		540300000

Technical Data	
Overall width	48 cm
Overall length	48 cm
Overall height	55 cm
Seat height	45 - 55 cm
Seat plate diameter	38 cm
Total weight	1,6 kg
Max. Load	180 kg

Shower Wheelchair DuoMotion XL

XL version with 200 kg carrying capacity

- Additional cross strut ensures maximum stability
- Standard soft seat opens at the front
- Including cover for the hygienic cutaway
- Standard receptacle in commercially available design
- Four-position adjustable seat height



Security due to cross brace



Height-adjustable footrests



Headrest available as an accessory



Product	DuoMotion XL
Order number	530500500

Technical Data	
Overall length x Overall width	102 cm / 67,5 cm
Overall length without footrests	74 cm
Overall height	95 - 102,5 cm
Seat width x Seat depth	56 cm x 45 cm
Seat height	50 - 57,5 cm
Footrest adjustment	39 - 49 cm
Clearance height	40,5 cm - 48 cm
Backrest height	36,5 cm
Total weight	16,8 kg
Max. Load	200 kg

Shower Wheelchair DuoMotion 24 XL

XL version with 200 kg carrying capacity

- All the advantages of the standard model
- With large 24" drive wheels and hand rims
- Increased mobility and independence
- Standard soft seat opens at the front
- Including cover for the hygienic cutaway



Security due to cross brace



Height-adjustable footrests



24" drive wheels



Product	DuoMotion 24 XL
Order number	530500400

Technical Data	
Overall length x Overall width	109 cm / 73 cm
Overall length without footrests	79,5 cm
Overall height	95 - 102,5 cm
Seat width x Seat depth	56 cm x 45 cm
Seat height	51 - 58,5 cm
Footrest adjustment	32 - 42 cm
Clearance height	40,5 cm - 48 cm
Backrest height	36,5 cm
Total weight	22,8 kg
Max. Load	200 kg

Raised toilet seat Ticco 2G/5

- Raises the toilet seat by 5 cm
- Ergonomic shape
- Maximum opening with two hygienic cutaways
- Recessed grip on the lid makes it easy to open
- Simple, tool-free assembly
- Fixation clamps enable perfect hold
- Smooth surfaces for optimal cleaning and disinfection
- Lightweight with maximum load capacity
- Delivery in practical take-away packaging



Fixing screw for
easy assembly

also available
with a lid



Product	with lid	without lid
Order number	523600200	523600100

Technical Data		
Overall width	39 cm	39 cm
Overall length	39 cm	39 cm
Height front	5,5 cm	4,1 cm
Height rear	7,1 cm	5,6 cm
Opening length	27,3 cm	27,3 cm
Opening width	20,3 cm	20,3 cm
Total weight	1,11 kg	820 g
Max. Load	225 kg	225 kg

Raised Toilet Seat Ticco 2G/10

- Raises the toilet seat by 10 cm
- Ergonomic shape
- Maximum opening with two hygienic cutaways
- Recessed grip on the lid makes it easy to open
- Simple, tool-free assembly
- Fixation clamps enable perfect hold
- Smooth surfaces for optimal cleaning and disinfection
- Lightweight with maximum load capacity
- Delivery in practical take-away packaging



Fixing screw for
easy assembly

also available
with a lid



Product	with lid	without lid
Order number	523400000	523300000

Technical Data		
Overall width	39 cm	39 cm
Overall length	39 cm	39 cm
Height front	10 cm	8,6 cm
Height rear	14,6 cm	12 cm
Opening length	28,5 cm	28,5 cm
Opening width	21,5 cm	21,5 cm
Total weight	1,35 kg	1,05 kg
Max. Load	225 kg	225 kg

Raised toilet seat Ticco 2G/15

- Raises the toilet seat by 15 cm
- Ergonomic shape
- Maximum opening with two hygienic cutaways
- Recessed grip on the lid makes it easy to open
- Simple, tool-free assembly
- Fixation clamps enable perfect hold
- Smooth surfaces for optimal cleaning and disinfection
- Lightweight with maximum load capacity
- Delivery in practical take-away packaging



Fixing screw for
easy assembly

also available
with a lid



Product	without lid	with lid
Order number	523600300	523600400

Technical Data		
Overall width	39 cm	39 cm
Overall length	39 cm	39 cm
Height front	13,6 cm	15,3 cm
Height rear	15,1 cm	16,6 cm
Opening length	27,3 cm	27,3 cm
Opening width	20,3 cm	20,3 cm
Total weight	1,44 kg	1,71 kg
Max. Load	225 kg	225 kg

Wheeled commode TRS 200 XXL

- Wide and stable wheeled commode for maximum requirements
- Parking brake on the rear casters
- Fold-down armrests simplify transfer
- Stable, folding, and removable footrests
- With receptacle as standard



With integrated cover plate



Adjustable footrest



Bucket with odor trap



Product		TRS 200 XXL
Order number		530200000
Technical Data		
Overall width		72 cm
Overall length		96 cm
Overall height		98 cm
Seat width x Seat depth		56 cm x 42 cm
Seat height		52 cm
Footrest adjustment		42 - 57 cm
Clearance height		44 cm
Total weight		15,3 kg
Max. Load		200 kg

Rollator GoLite 200 XXL

Safety and mobility even with heavy loads

- Wide and stable rollator for maximum requirements
- Extra-large and soft seat surface offers comfort
- Cushioned, removable back support bar
- Dual-function brake (for braking and parking)
- Ergonomic, height-adjustable handles



Large seat surface with backrest



Mountable basket with tray



Product		GoLite 200 XXL
Order number		770100100
Technical Data		
Overall length x Overall width		71 cm x 78 cm
Handle height		88 - 99,5 cm
Seat width x Seat depth		46 cm x 35 cm
Seat height		57 cm
Width between handles		56 cm
Folding Dimensions		22 x 78 x 90 cm
Weight		12,7 kg
Max. Load		200 kg

Standard-Wheelchair Rotec XL


- Simple and continuous adjustment from short to long armrests
- Footrests adjustable in five steps
- Wheelbase extension possible
- Back cover height-adjustable for optimal sitting position
- Hand grips for the escort are height-adjustable
- With double cross strut for increased safety
- Optionally available with drum brake



Tool-free adjustment



Height-adjustable handles



Seat can be adjusted in three heights



Wheelchair push assist PowerStroll HD

- Puncture-proof drive wheels
- Can be installed in just a few steps
- Suitable for almost all standard wheelchairs
- The PowerStroll is installed in a secure position beneath the wheelchair
- The charging time is eight hours with no risk of overcharging
- Clear and easy-to-use control
- Continuously variable speed regulation up to 6 kph forwards and backwards
- Suitable for wheelchairs with a seat width of 37 to 58 cm
- Including telescopic bar (Item No. 960000003) suitable for wheelchairs with a seat width of 37 to 58 cm



Product	PowerStroll HD
Order number	PWCPP011HD

Technical Data	
Overall length	41 cm
Overall width	25 cm
Speed	6 km/h
Battery capacity 2x	12 Ah
Motor capacity	200 W
Gradeability	10,5 %
Weight battery	9,7 kg
Weight without battery	10,2 kg
Max. Load	135 kg

Product		Rotec XL		
Seat width		51 cm	56 cm	61 cm
without drum brake		900100850	900100900	900100950
with drum brake		900150850	900150900	900150950
Overall width wo. / w. DB		71 / 73 cm	76 / 78 cm	81 / 30 cm
Total weight		22,2 kg	23 kg	23,5 kg

Technical Data	
Overall length	107 cm
Overall height	95 - 107,5 cm
Seat depth	47 cm
Seat height	51 - 56 cm
Backrest height	43,5 - 50 cm
Footrest adjustment	39 - 48 cm
Folded width	30 cm
Max. Load	190 kg

Heavy-Duty Wheelchair Bariatric Sentra EC

- Carbon Steel frame with triple-coated chrome for an attractive, chip-proof, maintainable finish
- Double embossed vinyl upholstery is durable, lightweight, attractive and easy-to-clean
- Standard dual axle provides easy transition of seat to hemi-level
- Urethane tires mounted on composite wheels provide durability and low maintenance
- Chrome hand rims standard
- 8" front casters, adjustable in three positions
- Padded armrests provide additional comfort
- Comes with swing-away footrests or elevating leg rests with tool-free adjustable length riggings
- Aluminum foot plates
- Comes with push-to-lock wheel locks



DESIGNED TO
PROVIDE A
**COMFORTABLE,
MOBILITY
EXPERIENCE** FOR
THE BARIATRIC
USER



Reinforced cross
brace



Reinforced front
wheel bracket



folded



Only Middle East,
Africa, India

NO MDR - NO SALES IN EU

Product

Seat width	51 cm / 20"	56 cm / 22"	61 cm / 24"	71 cm / 28"	76 cm / 30"
XXL 320 kg with drum brake / legrests	-	-	-	STD28DDA-DB	STD30DDA-DB
XXL 320 kg with legrests	-	-	-	STD28DDA-SF	STD30DDA-SF
SENTRA EC with footrests	STD20ECDDA-SF	STD22ECDDA-SF	STD24ECDDA-SF	-	-
SENTRA EC with detachable desk arm and ELR	STD20ECDDAHD-ELR	STD22ECDDA-ELR	STD24ECDDA-ELR	-	-

Technical Data

	51 cm / 20"	56 cm / 22"	61 cm / 24"	71 cm / 28"	76 cm / 30"
Overall length	107 cm	107 cm	107 cm	119 cm	119 cm
Overall width	71 cm	76 cm	81 cm	94 cm	99 cm
Overall height	91 cm	91 cm	91 cm	99 cm	99 cm
Seat depth	46 cm	46 cm	46 cm	50 cm	50
Seat height	44,5 - 50 cm	44,5 - 50 cm	44,5 - 50 cm	48 - 50 cm	48 - 50 cm
Backrest height	40 cm / 46 cm	40 cm / 46 cm	40 cm / 46 cm	46 cm	46 cm
Width Closed	32 cm	32 cm	32 cm	32 cm	32 cm
Total weight	25,4 kg	25,8 kg	26,3 kg	46 kg	46,5 kg
Max. Load	204 kg	204 kg	204 kg	XXL 320 kg	XXL 320 kg

Walking frame Grand XL


- Rigid walking frame for maximum requirements
- The unique U-shape of the design enables greater mobility
- Wide, robust frame made of 2.5 cm anodized aluminum tube
- Offers maximum stability and light weight at the same time
- Can be used indoors and outdoors
- Space-saving folding by releasing the two locks



Height-adjustable legs



Secure locking mechanism



Product		Grand XL
Order number		10220HD
Technical Data		
Overall (LxWxH)		52,5 x 62 x 82 - 100 cm
Width between handles		52,5 cm
Folding Dimensions		62 x 19 x 82 cm
Total weight		3,5 kg
Max. Load		245 kg

Scooter BLUSTER

- Simple and intuitive operation of the multifunction display
- Charger (12 Ah) with readout function
- Powerful 800 W motor
- Volume adjustment of the acoustic signals via key combination on the display
- Individually adjustable deluxe captain's seat
- Full suspension of all wheels for optimal ride comfort and safety when driving over obstacles
- Supplied as standard with bumper



Multifunction display



Deluxe captain's seat



Product	without battery	80 Ah battery
anthracite	950100700	950100710
red	950100701	950100711
Technical Data		
Speed		18 km/h
Battery capacity 2x		80 Ah
Motor capacity / Peak power		800 W / 1600 W
Turning radius		186 cm
Gradeability		9° / 16 %
Clearance		11 cm
Front tires / hinten		380 mm
Dimensions (LxBxH)		160 x 72 x 136 cm
Seat width x Seat depth		58 cm x 56 cm
Width between armrest		55 cm
Weight without battery		120 kg
Max. Load		180 kg

Patient Lifter Hermes


- Heavy-duty patient lifter, lifting capacity up to 250 kg
- Extra-reinforced steel frame
- Electric chassis spreading for effortless maneuvering
- Low base frame height for easy movement beneath furnishings
- Four-point transport frame with protective covering
- Manual emergency lowering
- Double, full-rubber casters, diameter 100 mm



Reinforced steel frame



Spreader bar for slings



Product		Hermes
Order number		SR2310000
Technical Data		
Abmessung (LxB)		136 x 74 cm
Height difference		51 cm - 177 cm
Expansion area		60 cm - 110 cm
Clearance		11,4 cm
Turning radius		300 cm
Total weight		57 kg
Max. Load		250 kg

Alternating pressure system MED AIRE FlexWave

This mattress replacement system combines flexible user settings with maximum comfort,

- Sitting & care function plus static pressure-relief positioning
- Automatic cell pressure adjustment in case of patient position change
- Manual weight adjustment possible
- With intelligent, automatic start/stop
- Recommend as therapeutic support for all decubitus categories (1 to 4) and for prophylaxis in patients up to a very high- decubitus risk

*For people who can change their lying position regularly themselves or with help



Cell-on-Cell



Comfort cover



CPR function



Product	MED AIRE FlexWave
Order number	820000300


Technical Data

Pump	
Dimensions (WxDxH)	36 x 13,5 x 25 cm
Total weight	3,9 kg
Power Supply	230 V, 50 Hz
Input	25 W
Pressure range	10 - 50 mbar
Mattress	
Dimensions (LxWxH)	200 x 88 x 20 cm
User weight	20 kg - 200 kg

Static foam mattress GRAVIMED Baritexx

- Lying area made of viscoelastic foam adapts to the body contour and weight; for optimal pressure relief and distribution with low temperature dependency
- Base and middle layer made of stabilizing HR foam
- Integrated cutting technology for increased lying comfort
- Recommend as therapeutic support for all decubitus categories (1 to 4) and for prophylaxis in patients up to a very high- decubitus risk

*For people who can change their lying position regularly themselves or with help



Viscoelastic bed surface



3-layer mattress



Product	GRAVIMED Baritexx
200 x 90 cm	820100410
200 x 100 cm	820100420
200 x 120 cm	820100430
Other sizes on request	

Technical Data

Overall height	16 cm
Density	RG: 50I60I60 kg ³
Total weight	13 kg
User weight	80 kg - 250 kg

Seat cushion

D-Q-SiT Air 10

- Individually adjustable, therefore also suitable as a positioning seat cushion
- Recommend as therapeutic support for all decubitus categories (1 to 4) and for prophylaxis in patients up to a very high- decubitus risk
- Special D-Q SiT protect cover - for incontinence protection, reduced shear force, and optimal breathability
- Versatile seat cushion, available in 2 heights, optionally with 1 or 2 Valve
- Fits on virtually all standard, lightweight, and multi-function wheelchairs as well as care chairs

*For people who can change their lying position regularly themselves or with help



D-Q-SiT Air 10		1 Chamber	2 Chamber
40 x 40 cm		820200410	820200610
40 x 45 cm		820200420	820200620
45 x 45 cm		820200430	820200630
45 x 50 cm		820200440	820200640
Technical Data		D-Q-SiT Air 10	
Overall height		10 cm	
Weight		1,5 kg	
Max. Load		200 kg	

ENHANCE
THE QUALITY
OF LIFE.



Bistrita – Romania



Mannheim – Germany



Tipton – UK



Isny/Allgäu – Germany



Castle Hill – Australia



Mumbai – India



 LOCATIONS OF OUR SALES STAFF

WE ARE HERE FOR YOU!

Do you have any further questions
or are interested in our products?

Just contact our

CUSTOMER SERVICE



Reha-Products Europe
info@drivemedical.de

Respiratory Europe
kontakt@devilbisshc.com

Export
export@devilbisshc.com



QUALITY ASSURANCE ONLY THE BEST FOR YOU

At DRIVE DEVILBISS HEALTHCARE, we prioritize your safety and satisfaction. We guarantee that all of our products have been rigorously tested and comply with regulatory requirements. Our commitment to excellent quality is rooted in our years of experience, and we constantly strive to improve and innovate our products and processes. As an independent inspection has certified, you can trust in DRIVE DEVILBISS HEALTHCARE's commitment to safety and quality. We value your trust above all else, and are dedicated to providing you with a first-hand experience of our superior products.

CERTIFICATION TO ISO 13485



Certifications create trust – and this is essential for medical products. The international standard EN ISO 13485 is the standard for quality management systems for medical products.

QVH SEAL OF APPROVAL



Quality for you – inspected and approved. The QVH seal of approval is the visible sign that the defined requirements have been checked, verified and therefore also observed. You can rely on us. Those who wish to offer real quality must not make any compromises.

DRIVE DEVILBISS – Because your safety is paramount.

INDEX

A	
Airfold Carbon.....	76
AirForce Mini.....	120
AirForce One.....	120
Alternating pressure system Med Aire FlexWave..	109
Alternating pressure system Med Aire DuoWave..	109
Aston.....	27
Aston 24.....	27
B	
Baritexx Foam Mattress.....	99
Bath Step Sky.....	12
Bath Bench Benny.....	15
Bath Bench Benny XL.....	15
Bath Lift Bellavita Nova.....	8
Bath Lift Bellavita 2G.....	10
Bath Seat BES 120.....	16
Bath Seat Ben 2G.....	16
Bath Seat Bob.....	17
Bath Seat Bobby.....	17
Bath Support.....	119
Bath Tup Grab Bar Tube Rail.....	41
Bellavita Bath Lift Accessories.....	11
Bellavita Nova.....	8
Bellavita 2G.....	10
Belt System 2-point chest strap.....	11
Belt System 4-point chest strap.....	11
Ben 2G.....	16
Benny.....	15
Benny XL.....	15
BES 120.....	16
Blaze.....	82
Bluster.....	82
Bluster 3.....	92
Bob.....	17
Bobby.....	17
Bonsai.....	117
C	
Cane with integrated seat.....	54
Cannula Valve Firesafe MKII.....	117
Child Bathing System Otter.....	128
Child Position Seat Trekker GT.....	131
Children Walking Aid Nimbo.....	130
Children Walking Aid Accessories Nimbo.....	130
Child's Wheelchair Viper.....	132
Cover Set Bellavita / Bellavita Nova.....	9
Commode TSG 130.....	36
Commode TS 130.....	36
Commode Wheeled TRS 130.....	37
Commode Wheeled TRS 200 XXL.....	37
Compressor Nebulizer AirForce One.....	120
Compressor Nebulizer AirForce Mini.....	120
Cristallo.....	44
Cristallo 2.....	45
Crow.....	90
Crutch (Double Adjustable).....	55
Cylinder Carrying Bag.....	115
D	
D-Lite 12,5.....	73
D-Lite 24.....	73
D-Q-SiT Air 10.....	108
D-Q-SiT Air 6.....	108
D-Q-SiT Gel.....	108
Delphi 2 Plus.....	20
Delphi Plus.....	20
Delphi Turn with swivel plate.....	21
Delphi.....	20
Delta 150.....	21
DH 135.....	24
Diamond Deluxe.....	50
Dino.....	21
DKS 130.....	22
DS 130.....	22
DS 250.....	25
DSF 130.....	23
DSR 130.....	23
DuoMotion.....	28
DuoMotion XL.....	29
DuoMotion 24.....	28
DuoMotion 24 XL.....	29
DuoWave.....	109
Duro KD.....	25
E	
Ecotec 2G.....	60
Envoy.....	87
Evolution.....	107
Expedition Plus.....	64

INDEX

F

Flame 3	92
FlexWave	109
Foam Mattress Gravimed Baritexx.....	111
Foam Mattress Gravimed Multiflexx.....	110
Foam Mattress Gravimed Simplexx.....	111
Foam Mattress Gravimed Protexx.....	110
Folding Safety with fall protection	41
Freetec.....	59
Full body sling comfort with head support.....	103

G

Gecko Reciprocal	53
Gecko Rigid.....	53
Gigo 2G.....	45
GoLite 200 XXL.....	50
Grab Bar Stainless Steel.....	40
Grand XL.....	52
Gravimed Baritexx.....	111
Gravimed Multiflexx	110
Gravimed Protexx.....	110
Gravimed Simplexx	111

H

Hermes.....	101
Hikoneb 908 DC.....	121
HurryCane	55

I

iFill	116
iGo2	115
In Chair Hammock Comfort.....	
Instafold	76

L

Lift aid Novaltis.....	99
Lumbar Strap Standard for Novaltis	99
Litec 2G.....	57
Litec 2G Plus.....	58

M

Med Air FlexWave	109
Med Air DuoWave	109
Migo 2G	36
Multiflexx Foam Mattress	98
Multifunctional wheelchair Multitec.....	66
Multifunctional wheelchair Accessories.....	67
Multitec.....	66

N

Nimbo	130
Nitro SL	48
Nitro	49
Novaltis	99
Novaltis Lubar Strap	99

O

Otter.....	118
Overbed Table SuppliTo	98
Overbed Table SuppliTo twinTop	98
Oxygen Analyzer	115
Oxygen Concentrator Compact 525	114
Oxygen Concentrator Compact 1025.....	114
Oxygen Concentrator iGo2 (Portable).....	115
Oxygen Conserver Evolution (Electronic).....	117
Oxygen Conserver Bonsai (Pneumatic)	117
Oxygen Filling Station.....	116
Oxymizer Disposable Oxygen Conserver	117

P

Patient Lift Samsoft 175.....	100
Patient Lift Samsoft Electric Hoist	100
Patient Lift Hermes	101
Patient Lift accessory scale	101
Powerchair Airfold (Carbon)	76
Powerchair Instafold.....	76
Power Knot System Prosafe	70
PowerStroll HD.....	71
PowerStroll Standard.....	71
Protexx	110

Q

Quad Cane L	54
Quad Cane M	54

INDEX

R

Raised Toilet Seat Ticco 2G/5	32
Raised Toilet Seat Ticco 2G/10	32
Raised Toilet Seat Ticco 2G/15	33
Raised Toilet Seat TSE 120	34
Raised Toilet Seat TSE 120 Plus	34
Raised Toilet Seat TSE 150	35
Raised Toilet Seat TSE 150 Plus	35
Raven.....	90
Reacher.....	124
Ready Set Go.....	52
Rollator Migo 2G (Standard)	44
Rollator Cristallo (Standard)	44
Rollator Cristallo.....	45
Rollator Gigo 2G (Lightweight).....	45
Rollator Tri Walker	46
Rollator Roomba (Indoor).....	46
Rollator Torro Acero.....	47
Rollator Torro	47
Rollator Nitro SL (Lightweight)	48
Rollator Nitro.....	49
Rollator Diamond Deluxe	50
Rollator GoLite 200 XXL	50
Rollator Accessories.....	51
Roomba.....	46
Rotec.....	61
Rotec XL	62
Rotec/Freetec.....	56

S

Samssoft 175.....	100
Samssoft Electric Hoist	100
Scooter Accessories.....	94
Scooter Bluster	82
Scooter Blaze	82
Scooter Tourer Plus	86
Scooter Tourer	86
Scooter Envoy	87
Scooter Crow.....	90
Scooter Raven.....	90
Scooter Bluster 3.....	92
Scooter Flame 3	92
Scooter Spark 3.....	93
Scooter Tourer 3.....	93
Seat Cushion D-Q-SiT Gel	108
Seat Cushion D-Q-SiT Air 6 / 10	108
Sentra	63
Shower Stool Delphi.....	20
Shower Stool Delphi Plus.....	20
Shower Stool Delphi 2 Plus.....	20

Shower Stool Delphi Turn	21
Shower Stool Dino	21
Shower Stool Delta 150	21
Shower Stool DS 130.....	22
Shower Chair foldable DKS 130	22
Shower Chair DSR 130.....	23
Shower Chair DSF 130	23
Shower Chair DH 135	24
Shower Chair Duro KD.....	25
Shower Chair DS 250	25
Shower Wheelchair Aston	27
Shower Wheelchair Aston 24	27
Shower Wheelchair DuoMotion	28
Shower Wheelchair DuoMotion 24	28
Shower Wheelchair DuoMotion XL	29
Shower Wheelchair DuoMotion 24 XL	29
Sky.....	12
Sling Comfort (Universal).....	102
Sling Comfort with head support (Universal)	102
Sling With Head Support (Toilet)	103
Sling Comfort With Head Support (Full body).....	103
Sling Hammock Comfort (In Chair)	103
Sling Hammock (Split Leg In Chair)	103
Spark 3.....	93
Stainless Steel Grab Bars.....	40
Suction Cub Grab Bar Solido / Solido T	40
Suction Unit VacuAide 7325	118
Suction Unit VacuAide QSU 7314	119
Suction Unit VacuAide 7305	119
SuppliTo	98
SuppliTo twinTop.....	98
Swivel Cushion Vitaturn K.....	14
Swivel and Transfer Aid Vitaturn L.....	14

T

Ticco 2G/5.....	32
Ticco 2G/10	32
Ticco 2G/15	33
Toilet Accessories	38
Toilet Sling with Head Support S.....	103
Torro.....	47
Torro Acero	47
Tourer	86
Tourer Plus	86
Tourer 3.....	93
Transport Chair Travelite	72
Transport Chair Expedition Plus	72
Transport Chair D-Lite 12,5	73
Transport Chair D-Lite 24.....	73
Travelite	72

INDEX

Trekker GT.....	131
Tri Walker.....	46
TRS 130.....	37
TRS 200 XXL.....	37
TS 130.....	36
TSE 120 Plus.....	34
TSE 120.....	34
TSE 150 Plus.....	35
TSE 150.....	35
TSG 130.....	36
Tub rail.....	41

U

UltraMaxO2.....	105
Ultrasonic Nebulizer Hikoneb 908 DC.....	121
Umbella Standard.....	51
Umbrella Reverse.....	51
Underframe Shower Support.....	129
Underframe Bath Support.....	129
Universal Sling Comfort.....	102
Universal Sling Comfort with Head Support.....	102

V

VacuAide 7305.....	119
VacuAide QSU 7314.....	119
VacuAide QSU 7325.....	118
Viper.....	132
Vitaturm K.....	45
Vitaturm L.....	56

W

Walker Grand XL.....	52
Walker Ready Set Go (Travel).....	52
Walker Gecko rigid.....	53
Walker Gecko reciprocal.....	53
Walking Cane HurryCane.....	55
Wheelchair Accessories.....	64
Wheelchair Litec 2G (Lightweight).....	57
Wheelchair Litec 2G Plus (Lightweight).....	58
Wheelchair Freetec (Lightweight).....	59
Wheelchair Ecotec (Standard).....	60
Wheelchair Rotec (Standard).....	61
Wheelchair Rotec XL (Standard).....	62
Wheelchair Sentra (Heavy Duty).....	63
Wheelchair Multitec (Multifunctional).....	66
Wheelchair pushing aid PowerStroll.....	71
Wheelchair pushing aid PowerStroll HD.....	71
Wheeled Commode TRS 130.....	37
Wheeled Commode TRS 200 XXL.....	37



DRIVE DEVILBISS INTERNATIONAL

Drive Medical GmbH & Co. KG

Leutkircher Straße 44 · 88316 Isny / Allgäu · Germany
T +49 7562 9724-0
info@drivedevilbiss.de
www.drivedevilbiss.de

DeVilbiss Healthcare GmbH

Kamenzer Straße 3 · 68309 Mannheim · Germany
T +49 621 178 98 0
kontakt@devilbisshc.com
www.drivedevilbiss-int.com



As per: May 2023

Errors and omissions excepted