

**drive**

**DeVilbiss**  
HEALTHCARE



PRODUCT  
CATALOGUE





## OUR MOTIVATION

At Drive DeVilbiss Healthcare we are motivated to work together with our customers and partners, in order to make everyday life easier, for our product end users. That is why we give our very best, every day to insure we are supplying innovative products and excellent customer service. Our friendly and knowledgeable employees look forward to supporting you.

## OUR STORY

Drive was formed in January 2000 under the name Medical Depot, Inc. In 2015 DeVilbiss Healthcare was acquired by Drive and the company became known as Drive DeVilbiss Healthcare. The continuous growth and expansion throughout the years is supported by the best professionals in the business, state-of-the-art technology and a tenacious winning attitude. This culture and drive lead to the significant growth and formation of a multinational organization.



EXCELLENT QUALITY  
WORLD CLASS PRODUCT



MORE THAN 24  
LOCATIONS WORLDWIDE



OVER 150 HIGHLY MOTIVATED,  
KNOWLEDGEABLE EMPLOYEES



DRIVE DEVILBISS INTERNATIONAL  
SUPPLY MORE THAN 60 COUNTRIES  
WORLDWIDE



6		34		68	
BATHROOM		MOBILITY		SCOOTER	
84			102		
HOMECARE			RESPIRATORY		
112		116		122	
DAILY LIVING AIDS		KIDS		MAXILINE	



# BATHROOM

## BATH

BATH LIFTS.....	7
TRANSFER HELP.....	9
BATH STEP .....	11
BATH SEATS.....	14
BATH BENCHES.....	13

## SHOWER

SHOWER STOOLS .....	16
FOLDING SHOWER CHAIR.....	18
SHOWER CHAIRS .....	19
SHOWER WHEELCHAIRS.....	23

## TOILETS

RAISED TOILET SEATS .....	26
TOILET AID .....	29
COMMODOES .....	30
WHEELED COMMODOES .....	30

## SAFETY

SUCTION CUP GRAB BARS .....	32
STAINLESS STEEL GRAB BARS.....	32

## Bath Lift Bellavita 2G

- New, unique 3D suction cups
- Service-friendly disassembly
- Maximum stability at highest position
- Wider side flaps available as accessories
- The lightest bath lift with a weight of just 9.3 kg
- Ergonomically shaped seat and back section
- Charge status is continuously indicated

- Front suction cups ventilate automatically on raising
- Tested for electromagnetic compatibility (EMC)
- No height adapters required (for bathtubs up to a depth of 48 cm)
- Five-year warranty for the bath lift, two-year warranty for the manual control and the battery (not including suction cups, covers, power supply unit, and parts subject to wear)



Application example



Technical Data	
Overall width	70 cm
Seat width	38 cm
Seat depth	42 cm
Seat height	6,5 - 48 cm
Seat plate overall length	57 cm
Backrest height	64 cm
Baseplate length	56 cm
Baseplate width	31 cm
Weight	9,3 kg
Max. Load	140 kg

Product	Bellavita 2G
without cover	465100100
Product	Bellavita 2G
with Classic white cover	465100252
with Classic blue cover	465100312
Product	Bellavita 2G
with Comfort white cover	465200252
with Comfort blue cover	465200312

## Accessories for Bath Lift Bellavita 2G

Product	Order number
Cover set	
Bellavita Classic blue	460800312
<ul style="list-style-type: none"> <li>• Comfortable and non-slip</li> <li>• Pleasant seating comfort</li> <li>• Easily cleaned surface</li> <li>• Covers machine-washable up to 30 °C</li> </ul>	

Product	Order number
Cover set	
Bellavita Classic gray	460800432
<ul style="list-style-type: none"> <li>• Comfortable and non-slip</li> <li>• Pleasant seating comfort</li> <li>• Easily cleaned surface</li> <li>• Covers machine-washable up to 30 °C</li> </ul>	

Product	Order number
Cover set	
Bellavita Comfort blue	460900312
<ul style="list-style-type: none"> <li>• Comfortable and non-slip</li> <li>• Pleasant seating comfort</li> <li>• Easily cleaned surface</li> <li>• Covers machine-washable up to 30 °C</li> </ul>	

Product	Order number
Cover set	
Bellavita Comfort white	460900252
<ul style="list-style-type: none"> <li>• Comfortable and non-slip</li> <li>• Pleasant seating comfort</li> <li>• Easily cleaned surface</li> <li>• Covers machine-washable up to 30 °C</li> </ul>	

Product	Order number
Cover set	
Bellavita Classic white	460800252
<ul style="list-style-type: none"> <li>• Comfortable and non-slip</li> <li>• Pleasant seating comfort</li> <li>• Easily cleaned surface</li> <li>• Covers machine-washable up to 30 °C</li> </ul>	

Product	Order number
Suction cup set 4 x transparent	460900225
Suction cup set 4 x gray	460900220
<ul style="list-style-type: none"> <li>• Suction cup mount with venting tab</li> <li>• Automatic venting of the front suction cup on bending</li> <li>• Suction cup diameter 75 mm</li> </ul>	

Product	Order number
Side flaps for Bellavita	
Widening 5 cm	460900227
Widening 7.5 cm	460900228
Widening 10 cm	460900229
<ul style="list-style-type: none"> <li>• For widening the seat and transfer surface</li> </ul>	

Product	Order number
Side flap deflectors	400570
<ul style="list-style-type: none"> <li>• For mounting on any grab bars already fitted in the bathtub</li> <li>• Prevent the bath lift side flaps from catching on the grab bars</li> </ul>	

Product	Order number
Swivel aid Vitaturn K	412100100
<ul style="list-style-type: none"> <li>• Positioning and rotating made easy</li> <li>• Light and mobile seat surface provides comfort</li> <li>• Safety thanks to non-slip surface</li> <li>• The ultimate bath aid – thanks to the unparalleled height of just 15 mm</li> <li>• Can be cleaned in the dishwasher at up to 60 °C</li> </ul>	

Product	Order number
Swivel and transfer aid Vitaturn L	412100200
<ul style="list-style-type: none"> <li>• Simplifies transfer, positioning, and rotating</li> <li>• Safety thanks to non-slip surface</li> <li>• The ultimate bath aid – thanks to the unparalleled height of just 19 mm</li> <li>• Can be cleaned in the dishwasher at up to 60 °C</li> </ul>	


Product	Order number
Active foam cleaner	410900100
<ul style="list-style-type: none"> <li>• Special plastic cleaner also suitable for all other Drive products</li> </ul>	

Product	Order number
Belt system	
4-point chest strap	460900150
<ul style="list-style-type: none"> <li>• For safe and comfortable bathing</li> <li>• Plastic clip closures</li> <li>• Simple self-installation</li> </ul>	

Product	Order number
Li-Ionen-Akku-Tester	460900313
<ul style="list-style-type: none"> <li>• Test the battery in the Bellavita hand-held control unit quickly and easily</li> </ul>	

Product	Order number
Belt system	
2-point chest strap	460900100
<ul style="list-style-type: none"> <li>• For safe and comfortable bathing</li> <li>• Plastic clip closures</li> <li>• Simple self-installation</li> </ul>	

Product	Order number
Akku-Tausch-Kit	460900350
<ul style="list-style-type: none"> <li>• Allows quick and easy replacement of the Bellavita battery</li> </ul>	

	<p>More information about the Drive DeVilbiss bath lift Bellavita 2G can be found by scanning the QR code.</p>
---	--



## Bath Step Sky

- Small size, big impact: total versatility in the bath!
- Makes getting into and out of the bathtub easier
- Large, non-slip step surface guarantees absolute stability
- Safely and quickly stackable to raise the height by 5 cm in each case
- Easy to clean
- Height: 10 cm (each further increase adds an additional 5 cm)



Can be stacked quickly



Drainage holes



Individual adjustment



Product		Bath step Sky
Order number		RTL12068
Technical Data		
Overall width		50 cm
Overall length		40 cm
Overall height		10 cm
Total weight		400 g
Max. Load		140 kg

LIGHTWEIGHT,  
SAFE AND  
COMFORTABLE



## Swivel cushion Vitatur K

- Positioning and rotating made easy
- Light and mobile seat surface provides comfort
- Safety thanks to non-slip surface
- The ultimate bath aid – thanks to the unparalleled height of just 15 mm
- Vitatur meets the highest quality standards
- The skin-friendly coating is easy to clean
- Can be cleaned in the dishwasher at up to 60 °C



## Swivel and Transfer Aid Vitatur L

- Simplifies transfer, positioning, and rotating
- Safety thanks to non-slip surface
- The ultimate bath aid – thanks to the unparalleled height of just 19 mm
- Vitatur meets the highest quality standards
- The skin-friendly coating is easy to clean
- Can be cleaned in the dishwasher at up to 60 °C



Product		Vitatur K
Order number		412100100
Technical Data		
Seat plate diameter		32,2 cm
Overall height		1,5 cm
Base width x Base length		32,3 cm x 32,3 cm
Total weight		700 g
Max. Load		140 kg

Product		Vitatur L
Order number		412100200
Technical Data		
Seat plate diameter		32,2 cm
Overall height		1,9 cm
Base width x Base length		30 cm x 52 cm
Total weight		1,2 kg
Max. Load		140 kg

## Bath Bench Benny

- Slip-resistant seat surface with drainage holes
- Makes getting into the bathtub easy and safe
- Easily adjustable to fit the bathtub width
- Incl. grab handle and integrated soap dish
- Simple and fast installation without tools
- Rubber feet ensure safety and protect against scratches
- Easy to clean
- Delivery in practical, customer-friendly take-away packaging



Integrated soap dish



Rubber base prevents scratches



Product	Length 68 cm	Length 73 cm
Order number	550100100	550100200
Technical Data		
Overall width	35 cm	35 cm
Overall length	68 cm	73 cm
Adjustment (width of bathtub)	40 - 63 cm	43 - 68 cm
Total weight	2,1 kg	2,6 kg
Max. Load	150 kg	150 kg

## Bath Bench Benny XL

- Bathtub bench with maximum load capacity
- Slip-resistant seat surface with drainage holes
- Makes getting into the bathtub easy and safe
- Easily adjustable to fit the bathtub width
- Incl. grab handle and integrated soap dish
- Simple and fast installation without tools
- Rubber feet ensure safety and protect against scratches
- Easy to clean
- Delivery in practical, customer-friendly take-away packaging



for 68 cm length



for 73 cm length



Integrated soap dish



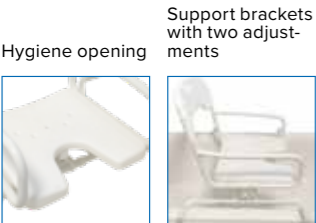
Rubber base prevents scratches



Product	Length 68 cm	Length 73 cm
Order number	550100300	550100400
Technical Data		
Overall width	35 cm	35 cm
Overall length	68 cm	73 cm
Adjustment (width of bathtub)	40 - 63 cm	43 - 68 cm
Total weight	2,2 kg	2,7 kg
Max. Load	225 kg	210 kg

Swiveling Bath Seat  
BES 120

- Makes getting in and out of the bath easier and safer
- Easily rotatable 360° in four steps
- Automatic locking at 90°
- Fits in all standard bathtubs
- Fixation using setscrews with end caps
- Comfortable, non-slip seat surface with hygienic cutaway
- Mounting arms with non-slip plastic sheathing
- Powder-coated aluminum frame
- Easy to clean



Product		BES 120
Order number		550600200
Technical Data		
Overall width		79 cm
Overall height		59 cm
Seat width		40 cm
Seat depth		40 cm
Backrest height		46 cm
Adjustment (width of bathtub) / Tub edge width		58 - 63 cm / 79 or 74
Total weight		4,3 kg
Max. Load		120 kg

Swiveling Bath Seat  
BEN

- The seat can be swiveled to the desired position in 90° steps
- Automatic locking at 90° ensures safety
- Drainage holes allow the shower water to flow away
- Mounting arms with non-slip rubber caps
- Powder-coated steel frame with stainless steel pivot pins



Product		BEN
Order number		550600100
Technical Data		
Overall width		72 cm
Overall height		52 cm
Seat width		46 cm
Seat depth		42 cm
Backrest height		42 cm
Adjustment (width of bathtub)		49 - 66 cm
Total weight		6,1 kg
Max. Load		120 kg

Bath Seat  
Bob

- For placing on the edge of the bathtub
- Makes bathing safer and more comfortable
- Powder-coated aluminum frame
- Fits in all standard bathtubs
- Comfortable, non-slip seat surface with hygienic cutaway
- Mounting arms with non-slip rubber caps
- Easy to clean



Product		without backrest	with backrest
Order number		550400100	550400200
Technical Data			
Overall width		74 - 85 cm	74 - 85 cm
Overall depth		46 cm	46 cm
Seat width		41 cm	41 cm
Seat depth		41 cm	41 cm
Backrest height		-	36 cm
Adjustment (width of bathtub)		45,5 - 57,5 cm	45,5 - 57,5 cm
Total weight		2,4 kg	3,1 kg
Max. Load		120 kg	120 kg

Bath Seat  
Boby

- Hook-in bath seat in narrow design
- Powder-coated aluminum frame
- Comfortable, non-slip seat surface with hygienic cutaway
- Mounting arms with non-slip rubber caps
- Available exclusively with backrest
- Easy to clean



Product		Boby
Order number		12488KD
Technical Data		
Overall width		67 - 78 cm
Overall depth		46 cm
Seat width		41 cm
Seat depth		41 cm
Backrest height		36 cm
Adjustment (width of bathtub)		45,5 - 57,5 cm
Total weight		3 kg
Max. Load		120 kg

### Shower Stool Delphi

- Safe, stable, and space-saving
- Seat surface with drainage slits
- Low weight
- Three-position seat height adjustment through telescopic legs
- Stable thanks to rubber feet
- Anodized aluminum tube legs
- Easy to clean
- Delivery in practical take-away packaging



Product		Delphi
Order number		540100000
Technical Data		
Overall width		48 cm
Overall length		48 cm
Overall height		55 cm
Seat height		45 - 55 cm
Seat plate diameter		38 cm
Total weight		1,6 kg
Max. Load		180 kg

### Shower Stool Delphi Plus

- The hygiene opening makes daily body care easier
- Safe, stable, and space-saving
- Seat surface with drainage slits
- Low weight
- Three-position seat height adjustment through telescopic legs
- Stable thanks to rubber feet
- Anodized aluminum tube legs
- Easy to clean
- Delivery in practical take-away packaging



Product		Delphi Plus
Order number		540200000
Technical Data		
Overall width		48 cm
Overall length		48 cm
Overall height		55 cm
Seat height		45 - 55 cm
Seat plate diameter		38 cm
Total weight		1,6 kg
Max. Load		180 kg

### Shower Stool Delphi 2 Plus

- With 2 hygiene openings for comfortable body care
- Safe, stable, and space-saving
- Seat surface with drainage slits
- Low weight
- Three-position seat height adjustment through telescopic legs
- Stable thanks to rubber feet
- Anodized aluminum tube legs
- Easy to clean
- Delivery in practical take-away packaging



Product		Delphi 2 Plus
Order number		540300000
Technical Data		
Overall width		48 cm
Overall length		48 cm
Overall height		55 cm
Seat height		45 - 55 cm
Seat plate diameter		38 cm
Total weight		1,6 kg
Max. Load		180 kg

### Shower Stool Delphi Turn

- Seat surface swivels easily
- Makes transfer and daily hygiene easier
- Skin-friendly coating
- Three-position seat height adjustment through telescopic legs
- Stable thanks to rubber feet
- Diameter of swiveling seat surface: 32.5 cm
- Anodized aluminum tube legs
- Easy to clean



Product		Delphi Turn
Order number		540400000
Technical Data		
Overall width		48 cm
Overall length		48 cm
Overall height		56,2 cm
Seat height		46,2 - 56,2 cm
Seat plate diameter		32,5 cm
Total weight		3,1 kg
Max. Load		140 kg

### Shower Stool Dino

- Safe, stable, and space-saving
- Simple, tool-free assembly
- Very light
- Structured surface ensures secure hold
- Eight-position seat height adjustment through telescopic legs
- Stable thanks to rubber feet
- Anodized aluminum tube legs
- Easy to clean



Product		Dino
Order number		550500100
Technical Data		
Overall width		45 cm
Overall length		48 cm
Overall height		52 cm
Seat height		34 - 52 cm
Seat plate diameter		32 cm
Total weight		1,6 kg
Max. Load		130 kg

### Shower Stool Delta 150

- Very light and space-saving
- Safe and stable
- Simple, tool-free assembly
- Structured surface ensures secure hold
- Seven-position seat height adjustment through telescopic legs
- Stable thanks to rubber feet
- Anodized aluminum profile legs
- Drainage openings
- Easy to clean



Product		Delta 150
Order number		550300100
Technical Data		
Overall width		44 cm
Overall length		44 cm
Overall height		59 cm
Seat height		44 - 59 cm
Seat plate diameter		37 cm
Total weight		1,7 kg
Max. Load		150 kg

# Shower Stool DS 130

- Comfortable, safe, and stable
- Large seat surface with drainage holes
- Hygienic cutaway simplifies personal hygiene
- Five-position seat height adjustment through telescopic legs
- Stable thanks to rubber feet
- Powder-coated aluminum frame
- Easy to clean



Product		DS 130
Order number		550200200
Technical Data		
Overall width min. / max.		53 cm / 54 cm
Overall height min. / max.		63 cm / 72 cm
Overall depth min. / max.		55 cm / 57 cm
Seat width		41 cm
Seat depth		41 cm
Seat height		42 - 52 cm
Total weight		2,8 kg
Max. Load		130 kg

# Folding Shower Chair DKS 130


- Wall-mounted and folding
- Safe and stable - even with lateral movement
- Finely-adjustable feet ensure optimal stability
- Large seat surface with drainage slits
- Four-position seat height adjustment through telescopic legs
- Stable thanks to rubber feet
- Powder-coated aluminum frame
- Easy to clean



Product		DKS 130
Order number		550700100
Technische Daten		
Overall width		48 cm
Overall height		61 cm
Overall depth		50 cm
Seat width x Seat depth		41 cm x 41 cm
Seat height		46,5 - 54 cm
Wall distance / seat depth to wall		32 / 49 cm
Total weight		4,1 kg
Max. Load		130 kg

# Shower Chair DSR 130

- Comfortable, safe, and stable
- Large seat surface with drainage holes
- Hygienic cutaway simplifies personal hygiene
- With armrest and backrest
- Five-position seat height adjustment through telescopic legs
- Stable thanks to rubber feet
- Powder-coated aluminum frame
- Easy to clean



Product		DSR 130
Order number		550200300
Technical Data		
Overall width minimal / maximal		54 cm / 55 cm
Overall height minimal / maximal		86 cm / 96 cm
Overall depth minimal / maximal		55 cm / 57 cm
Seat width x Seat depth		41 cm x 41 cm
Seat height		42 - 52 cm
Backrest height		48 cm
Total weight		3,48 kg
Max. Load		130 kg

# Shower Chair DSF 130


- Easy to stow - folding
- Space-saving thanks to folding mechanism
  - Large seat surface with drainage holes
  - Hygienic cutaway simplifies personal hygiene
  - Comfortable, safe, and stable
  - Five-position seat height adjustment through telescopic legs



Product		DSF 130
Order number		550200100
Technical Data		
Overall width minimal / maximal		52 cm / 53 cm
Overall height minimal / maximal		90 cm / 100 cm
Overall depth minimal / maximal		56 cm / 58 cm
Seat width x Seat depth		41 cm x 41 cm
Seat height		42 - 52 cm
Backrest height		48 cm
Total weight		3,8 kg
Max. Load		130 kg

Shower Chair  
DH 135

- The all-rounder in the bathroom
- Large seat surface with maximum possible hygienic cutaway
- Easy to transport and stow
- Stable seat in the bath and under the shower
- Comfortable, safe, and stable
- Simple design



Product	without backrest	with backrest
Order number	550800100	550800200
Technical Data		
Overall width	42,5 cm	42,5 cm
Overall height	53 cm	82 cm
Overall depth	47 cm	61 cm
Seat width	41 cm	41 cm
Seat depth	37 cm	37 cm
Seat height	43 - 53 cm	43 - 53 cm
Total weight	2 kg	3 kg
Max. Load	135 kg	135 kg

Shower Chair  
Duro KD

- Comfortable, safe, stable, can be dismantled
- Large seat surface with drainage holes and carrying handles
- Low weight
- Available with and without backrest
- Five-position seat height adjustment through telescopic legs
- Anodized aluminum tube legs



Product	without backrest	with backrest
Order number	550500900	550500950
Technical Data		
Overall width	53 cm	53 cm
Overall height	54 cm	81 cm
Overall depth	52 cm	56 cm
Seat width	50 cm	50 cm
Seat depth	30 cm	30 cm
Seat height	42 - 52 cm	42 - 52 cm
Total weight	2 kg	2,9 kg
Max. Load	130 kg	130 kg

Shower Chair  
DS 250

- Available with and without backrest
- Comfortable, safe, and stable
- Large seat surface with drainage holes
- Cross strut ensures maximum stability
- Five-position seat height adjustment through telescopic legs
- Easy to clean



Product	without backrest	with backrest
Order number	771100100	771100200
Technical Data		
Overall width max.	57 cm	57 cm
Overall width min.	53,5 cm	53,5 cm
Overall height	51 cm	83,5 cm
Seat width	43 cm	43 cm
Seat depth	41 cm	41 cm
Seat height	41 - 51 cm	41 - 51 cm
Total weight	3,6 kg	4,5 kg
Max. Load	250 kg	250 kg

HELP WHEN TRANSFERRING TO AND FROM THE TOILET OR SHOWER

The shower/commode chair makes daily life easier for many people



Mobile Shower Chair Uppingham Commode

- This attendant-propelled commode shower chair features a durable footrest that can be set at two different heights and can be retracted easily when not in use.
- Very robust, stylish product
  - Including cover for the hygienic cutaway
  - Armrests tilt up
  - Footrest simply clips to frame
  - Supplied with a square commode bowl



Armrests tilt up



Product		Uppingham
Order number		172
Technical Data		
Overall length		64 cm
Overall depth		52 cm
Seat width		42 cm
Seat depth		42 cm
Seat height		50 cm
Width between arms		54 cm
Total weight		15 kg
Max. Load		160 kg

Shower Wheelchair Aston

- A versatile solution for showering and the toilet
- Soft seat opens at the front as standard
  - Including cover for the hygienic cutaway
  - Receptacle in commercially available design
  - Folding armrests
  - Swiveling and removable footrests



Armrests can be swiveled



Foot plate with adjustable angle



Height-adjustable footrests



Product		Aston
Order number		530400200
Technical Data		
Overall length x Overall width		90 cm / 56 cm
Overall height		99 - 103 cm
Seat width x Seat depth		46 cm x 42 cm
Seat height		51 / 56 cm
Footrest adjustment		32 - 50 cm
Clearance height		51 cm
Total weight		13,4 kg
Max. Load		160 kg

Shower Wheelchair Aston 24

- A versatile solution for showering and the toilet
- All the advantages of the standard model
  - With large 24" drive wheels with quick-release axles and hand rims
  - Soft seat opens at the front as standard
  - Including cover for the hygienic cutaway
  - Folding armrests



Height-adjustable footrests



24" drive wheels



Foot plate with adjustable angle



Product		Aston 24
Order number		530400100
Technical Data		
Overall length x Overall width		108 cm / 69 cm
Overall height		99 - 103 cm
Seat width x Seat depth		46 cm x 42 cm
Seat height		51 / 56 cm
Footrest adjustment		32 - 50 cm
Clearance height		51 cm
Total weight		19,4 kg
Max. Load		160 kg

## Shower Wheelchair DuoMotion

- The universal and high-quality companion in the bathroom
- Soft seat opens at the front as standard
  - Including cover for the hygienic cutaway
  - Standard receptacle in commercially available design
  - Folding armrests
  - 24" drive wheels with quick-release axles and brakes can be easily and quickly retrofitted



Height-adjustable footrests      Headrest available as an accessory



Product DuoMotion	
Order number	530500200
Technical Data	
Overall length x Overall width	98 cm / 56,5 cm
Overall length without footrests	68 cm
Overall height	95,5 - 103 cm
Seat width x Seat depth	44 cm x 41 cm
Seat height	50 - 57,5 cm
Footrest adjustment	39 - 49 cm
Clearance height	40,5 cm - 48 cm
Backrest height	43 cm
Total weight	14 kg
Max. Load	130 kg

## Shower Wheelchair DuoMotion 24

- Multitalent with full equipment
- All the advantages of the standard model
  - Increased mobility and independence
  - With large 24" drive wheels and hand rims
  - Including 4 x 5" wheels
  - Soft seat opens at the front as standard serienmäßig



Height-adjustable footrests      24" drive wheels      Headrest available as an accessory



Product DuoMotion 24	
Order number	530500100
Technical Data	
Overall length x Overall width	115 cm / 71 cm
Overall length without footrests	85 cm
Overall height	95,5 - 103 cm
Seat width x Seat depth	44 cm x 41 cm
Seat height	50 - 57,5 cm
Footrest adjustment	39 - 49 cm
Clearance height	40,5 cm - 48 cm
Backrest height	43 cm
Total weight	20 kg
Max. Load	130 kg

## Shower Wheelchair DuoMotion XL

- XL version with 200 kg carrying capacity
- Additional cross strut ensures maximum stability
  - Standard soft seat opens at the front
  - Including cover for the hygienic cutaway
  - Standard receptacle in commercially available design
  - Four-position adjustable seat height



Security due to cross brace      Height-adjustable footrests      Headrest available as an accessory




Product DuoMotion XL	
Order number	530500500
Technical Data	
Overall length x Overall width	102 cm / 67,5 cm
Overall length without footrests	74 cm
Overall height	95 - 102,5 cm
Seat width x Seat depth	56 cm x 45 cm
Seat height	50 - 57,5 cm
Footrest adjustment	39 - 49 cm
Clearance height	40,5 cm - 48 cm
Backrest height	36,5 cm
Total weight	16,8 kg
Max. Load	200 kg

## Shower Wheelchair DuoMotion 24 XL

- XL version with 200 kg carrying capacity
- All the advantages of the standard model
  - With large 24" drive wheels and hand rims
  - Increased mobility and independence
  - Standard soft seat opens at the front
  - Including cover for the hygienic cutaway



Security due to cross brace      Height-adjustable footrests      24" drive wheels      Headrest available as an accessory



Product DuoMotion 24 XL	
Order number	530500400
Technical Data	
Overall length x Overall width	109 cm / 73 cm
Overall length without footrests	79,5 cm
Overall height	95 - 102,5 cm
Seat width x Seat depth	56 cm x 45 cm
Seat height	51 - 58,5 cm
Footrest adjustment	32 - 42 cm
Clearance height	40,5 cm - 48 cm
Backrest height	36,5 cm
Total weight	22,8 kg
Max. Load	200 kg

Raised toilet seat  
Ticco 2G/5

- Raises the toilet seat by 5 cm
- Ergonomic shape
- Maximum opening with two hygienic cutaways
- Recessed grip on the lid makes it easy to open
- Simple, tool-free assembly
- Fixation clamps enable perfect hold
- Smooth surfaces for optimal cleaning and disinfection
- Lightweight with maximum load capacity
- Delivery in practical take-away packaging



Two hygiene openings



Fixing screw for easy assembly



also available with a lid



Product	with lid	without lid
Order number	523600200	523600100

Technical Data		
Overall width	39 cm	39 cm
Overall length	39 cm	39 cm
Height front	5,5 cm	4,1 cm
Height rear	7,1 cm	5,6 cm
Opening length	27,3 cm	27,3 cm
Opening width	20,3 cm	20,3 cm
Total weight	1,11 kg	820 g
Max. Load	225 kg	225 kg

Raised Toilet Seat  
Ticco 2G/10

- Raises the toilet seat by 10 cm
- Ergonomic shape
- Maximum opening with two hygienic cutaways
- Recessed grip on the lid makes it easy to open
- Simple, tool-free assembly
- Fixation clamps enable perfect hold
- Smooth surfaces for optimal cleaning and disinfection
- Lightweight with maximum load capacity
- Delivery in practical take-away packaging



Two hygiene openings



Fixing screw for easy assembly



also available with a lid



Product	with lid	without lid
Order number	523400000	523300000

Technical Data		
Overall width	39 cm	39 cm
Overall length	39 cm	39 cm
Height front	10 cm	8,6 cm
Height rear	14,6 cm	12 cm
Opening length	28,5 cm	28,5 cm
Opening width	21,5 cm	21,5 cm
Total weight	1,35 kg	1,05 kg
Max. Load	225 kg	225 kg

Raised toilet seat  
Ticco 2G/15

- Raises the toilet seat by 15 cm
- Ergonomic shape
- Maximum opening with two hygienic cutaways
- Recessed grip on the lid makes it easy to open
- Simple, tool-free assembly
- Fixation clamps enable perfect hold
- Smooth surfaces for optimal cleaning and disinfection
- Lightweight with maximum load capacity
- Delivery in practical take-away packaging



Two hygiene openings



Fixing screw for easy assembly



also available with a lid



Product	with lid	without lid
Order number	523600400	523600300

Technical Data		
Overall width	39 cm	39 cm
Overall length	39 cm	39 cm
Height front	15,3 cm	13,6 cm
Height rear	16,6 cm	15,1 cm
Opening length	27,3 cm	27,3 cm
Opening width	20,3 cm	20,3 cm
Total weight	1,71 kg	1,44 kg
Max. Load	225 kg	225 kg

Raised Toilet Seat  
TSE 150

- Two hygienic cutaways and integrated seat
- Recessed grip on the lid makes it easy to open
- Folding, non-slip armrests
- Simple, tool-free assembly
- Three-position height adjustment
- Smooth surfaces simplify cleaning
- Delivery includes assembly gloves
- Delivery in practical take-away packaging



Recessed grip on the lid



Three positions for height adjustment



Non-slip armrest



Product	without armrests	with armrests
Order number	5200500	5201000

Technical Data		
Overall width	46 cm	56 cm
Overall length	48,5 cm	48,5 cm
Height adjustment	6,5 / 10 / 13,5 cm	6,5 / 10 / 13,5 cm
Width between armrest	-	48 cm
Opening length	25 cm	25 cm
Opening width	23 cm	23 cm
Total weight	3,7 kg	5,7 kg
Max. Load	150 kg	150 kg

Raised Toilet Seat  
TSE 120

- Two hygienic cutaways and integrated seat
- Recessed grip on the lid makes it easy to open
- Folding, non-slip armrests
- Simple, tool-free assembly
- Three-position height adjustment
- Smooth surfaces simplify cleaning
- Delivery includes assembly gloves
- Delivery in practical take-away packaging



Product	without armrests	with armrests
Order number	520500300	520500400
Technical Data		
Overall width	46 cm	55 cm
Overall length	49 cm	49 cm
Height adjustment	8,5 / 12 / 15,5 cm	8,5 / 12 / 15,5 cm
Width between armrest	-	46 cm
Opening length	27 cm	27 cm
Opening width	20,5 cm	20,5 cm
Total weight	2,6 kg	4,1 kg
Max. Load	120 kg	120 kg

Raised Toilet Seat  
TSE 120 Plus

- NEW: with innovative top mounting
- Two hygienic cutaways and integrated seat
- Recessed grip on the lid makes it easy to open
- Folding, non-slip armrests
- Simple, tool-free assembly
- Three-position height adjustment
- Smooth surfaces simplify cleaning
- Delivery includes assembly gloves
- Delivery in practical take-away packaging



Product	TSE 120 Plus
Order number	520500500
Technical Data	
Overall width	55 cm
Overall length	49 cm
Height adjustment	8,5 / 12 / 15,5 cm
Width between armrest	46 cm
Opening length	27 cm
Opening width	20,5 cm
Total weight	4,1 kg
Max. Load	120 kg

Commode  
Deluxe Drop Arm


- With a 453 kg (1000 lbs) weight capacity, the Deluxe Drop Arm Commode features an easy-to-release arm mechanism, which allows for safe lateral user transfers to and from commode. In addition, the large, durable snap-on seat can be removed for easy cleaning, and the covered, 10-liter bucket helps to prevent spills and confine odors.
- Large backrest for added user comfort and support
  - Durable, heavy duty, white powder coated steel tubing
  - Padded armrests for additional comfort and support
  - Bucket easily slides in and out for emptying and cleaning



Product	Deluxe Drop Arm
Order number	11135-1
Technical Data	
Overall width	71 cm
Overall length	47 cm
Seat width	58 cm
Seat depth	47 cm
Seat height	48 - 58 cm
Total weight	10 kg
Max. Load	453 kg
-	-

Commode  
TSG 130

- Mobile raised toilet seat
- Comfortable, safe, and particularly stable
- Fast assembly
- Seven-position seat height adjustment through telescopic legs
- Stable thanks to rubber feet



Product	TSG 130
Order number	500800100
Technical Data	
Overall width	67 cm
Overall length	52 cm
Overall height	60 - 75 cm
Seat width x Seat depth	44,5 cm x 45 cm
Seat height	40 - 55,5 cm
Frame height	35 - 50 cm
Total weight	5,7 kg
Max. Load	130 kg

Commode  
TS 130

- Comfortable, safe, and particularly stable
- Large, soft seat surface and backrest for increased comfort
- Seat and cover can be folded up and removed
- Standard receptacle in commercially available design
- Six-position seat height adjustment through telescopic legs
- Stable thanks to rubber feet
- Upholstery seams sealed underneath
- Padded armrests
- Easy to clean



Toilet seat,  
padded



Toilet seat can  
be folded up



Height-  
adjustable legs

Product		TS 130
Order number		530100100
Technical Data		
Overall width minimal / maximal		58 / 62 cm
Overall length		50 - 57 cm
Overall height		83,5 - 98,5 cm
Seat width x Seat depth		43 cm x 46 cm
Seat height		50 - 64 cm
Backrest height		36 cm
Frame height		35 - 50 cm
Total weight		8,5 kg
Max. Load		130 kg

Wheeled Commode  
TRS 130

- Comfortable, safe, and particularly stable
- Parking brake on the rear casters
- Fold-down armrests simplify transfer
- Stable, folding, and removable footrests
- Receptacle with odor trap as standard
- Can be positioned over the toilet bowl without receptacle
- Continuously adjustable footrests
- Simple, tool-free assembly
- Calf strap. Easy to clean



Toilet seat,  
removable



Adjustable  
footrest



Bucket with  
odor trap

Product		TRS 130
Order number		530100000
Technical Data		
Overall width		56 cm
Overall length		95 cm
Overall height		97 cm
Seat width x Seat depth		44 cm x 42,5 cm
Seat height		52 cm
Footrest adjustment		42 - 50 cm
Clearance height		43 cm
Total weight		14,4 kg
Max. Load		130 kg

Wheeled Commode  
TRS 200 XXL

- Wide and stable wheeled commode for maximum requirements
- Parking brake on the rear casters
- Fold-down armrests simplify transfer
- Stable, folding, and removable footrests
- With receptacle as standard



With integrated  
cover plate



Adjustable  
footrest



Bucket with  
odor trap

Product		TRS 200 XXL
Order number		530200000
Technical Data		
Overall width		72 cm
Overall length		96 cm
Overall height		98 cm
Seat width x Seat depth		56 cm x 42 cm
Seat height		52 cm
Footrest adjustment		42 - 57 cm
Clearance height		44 cm
Total weight		15,3 kg
Max. Load		200 kg

Toilet  
Accessories



Product	Order number
Bucket with Lid grey	530100090
Bucket with lid grey beige*	500800170
<ul style="list-style-type: none"><li>• Perfect addition for the shower chairs and commodes</li><li>• Has a lid including water groove and odor trap</li><li>• With practical handle</li><li>• Capacity: approx. 5 liters</li><li>• Suitable for DuoMotion, white TSG 130, TS 130, TRS 130, and TRS 200 XXL</li></ul>	



Product	Order number
Seat for TS 130	530100112
<ul style="list-style-type: none"><li>• Seat can be folded up and removed</li><li>• Large, soft seat for extra comfort</li><li>• Hygiene opening (LxW): 26 x 20.5 cm</li></ul>	




Product	Order number
Seat cover for TS 130	530100120
<ul style="list-style-type: none"><li>• Seat cover can be folded up and removed</li><li>• Large, soft seat cover for extra comfort</li></ul>	



Product	Order number
Seat for TRS 130 (SN 2F)	530100001
Overseat for TRS 130 (SN 7K)	530100006
<ul style="list-style-type: none"><li>• Easily cleaned surface</li><li>• Hygiene opening (LxW): 26 x 22 cm</li></ul>	



Product	Order number
Seat cover for TRS 130	530100020
<ul style="list-style-type: none"><li>• Seat cover can be folded up and removed</li><li>• Large, soft seat cover for extra comfort</li></ul>	



Product	Order number
Accessories for TRS 200 XXL	
Seat cover	530200026
Seat with cover	530200021
<ul style="list-style-type: none"><li>• Suitable for TRS 200 XXL</li><li>• Seat can be folded up and removed</li><li>• Hygiene opening (LxW): 24 x 22 cm</li></ul>	

Suction Cup Grab Bar  
Solido / Solido T

- The mobile all-rounder for use at home or on the go
- Makes it easier to hold on and stand up in the bathtub or shower
- Versatile and quickly ready to use on all smooth surfaces
- Vacuum rocker lever generates extra-strong suction with a tensile force of 70 kg
- Available in three lengths: 32.5, 58, and 88 cm
- Delivered as complete unit ready for use
- Lieferung in praktischer Mitnahmeverpackung



SOLIDO			SOLIDO T		
Product	Length 32.5	Length 58 cm	Length 88 cm	short	medium
Order number	660100100	660100200	660100300	660100400	660100500
Technical Data SOLIDO			SOLIDO T		
Overall length	32,5 cm	58 cm	88 cm	44 - 57 cm	56 - 69 cm
Gripping surface	10 cm	32 cm	62 cm	34 cm	46 cm
Wall clearance	3,5 cm	3,5 cm	3,5 cm	3,5 cm	3,5 cm
Suction Cup Ø	12 cm	12 cm	12 cm	12 cm	12 cm
Total weight	600 g	1 kg	1,3 kg	800 g	900 g
Max. Load	70 kg	70 kg	70 kg	70 kg	70 kg

Stainless Steel  
Grab Bars

- Unobtrusive design in various lengths
- Makes it easier to hold on and stand up in the bathroom and toilet
- Ergonomic shape with finger grip grooves
- Easy and quick installation
- Delivery including mounting materials
- Easy to clean
- Retail box/foil packaging



Recessed finger grips



Product	Retail	Foil packaging
Length 30	630500300	630600300
Length 40	630500400	630600400
Length 50	630500500	630600500
Length 60	630500600	630600600
Technical Data		
Wall clearance	7 cm	
Tube diameter	3 cm	
Max. Load	120 kg	

Tub rail

- Tub rail made of extremely high-quality, mirror polished stainless steel
- Easy adjustment to the bathtub edge width
- Mounting arms with non-slip rubber caps
- Surface guarantees maximum possible freedom from germs and bacteria



Application example



Product	Tub rail
Order number	10590-10
Technical Data	
Overall width	32 cm
Overall height	41 cm
Handle height	13 cm
Total weight	1,5 kg
Max. Load	100 kg

Folding Safety  
with fall protection

- Made of mirror polished stainless steel
- For fastening on both sides of the toilet
- Can be folded up
- Recessed grip grooves ensure a secure hold
- Including fall protection and tile protection stop
- Surface guarantees maximum possible freedom from germs and bacteria
- Mounting plate (LxW) 27.5 x 10 cm
- Delivery including mounting materials



Assembly: right or left



Product	Outreach 60 cm	Outreach 85 cm
Order number	10495-30	10495-20
Technical Data		
Overall length	60 cm	85 cm
Tube diameter	3,2 cm	3,2 cm
Mounting plate (LxW)	27 x 10 cm	27 x 10 cm
Total weight	2,9 kg	3,4 kg
Max. Load	120 kg	120 kg



## MOBILITY

---

ROLLATORS.....	36
ACCESSORIES FOR ROLLATORS	45
WALKERS .....	47
WHEELCHAIRS .....	50
ACCESSORIES FOR WHEELCHAIRS	56
COMPATIBILITY WHEELCHAIR ACCESSORIES	58
WHEELCHAIR PUSHING AID	61
MULTIFUNCTIONAL WHEELCHAIR	62
ACCESSORIES	63
TRANSPORT CHAIRS .....	64
CANES .....	66

Standard Rollator  
Migo 2G


- The classic now even more flexible
- Dual-function brake (for braking and parking)
- Easy to transport – ideal for trips
- Anatomically shaped, non-slip hand grips
- Protection against folding through engaged seat
- Max. load of basket and tray 5 kg each
- Supplied as standard with basket, tray, and cane holder



Product		Migo 2G
Order number		723600000
Technical Data		
Overall length x Overall width		61 cm x 58 cm
Handle height		80 - 100 cm
Seat width x Seat depth		36 cm x 23,5 cm
Seat height		60 cm
Width between handles		44,5 cm
Folding Dimensions		23 x 58 x 74 cm
Weight		8,3 kg
Max. Load		130 kg

Standard Rollator  
Road


- Mobility, plain and simple
- Easy to fold by pulling the cord beneath the seat surface
  - Dual-function brake (for braking and parking)
  - Easy to transport – ideal for trips
  - Handles can be adjusted to any height



Product		Road
Order number		721100100
Technical Data		
Overall length x Overall width		61 cm x 59 cm
Handle height		81,5 - 91,5 cm
Seat width x Seat depth		39 cm x 23 cm
Seat height		60 cm
Width between handles		40,5 cm
Folding Dimensions		25 x 61 x 80 cm
Weight		7,9 kg
Max. Load		120 kg

Standard Rollator  
Cristallo

- The robust companion for daily use
- Automatic lock to prevent folding
  - The folding mechanism in signal color ensures safe and comfortable folding
  - The brake can be applied easily and is simple to readjust
  - The height of the ergonomic handles is freely adjustable
  - Supplied as standard with basket, tray, and cane holder



Product		Cristallo
Order number		722100000
Technical Data		
Overall length x Overall width		67 cm x 61 cm
Handle height		79 - 100 cm
Seat width x Seat depth		38 cm x 16 cm
Seat height		61 cm
Width between handles		43 cm
Folding Dimensions		26 x 61 x 86 cm
Weight		8,8 kg
Max. Load		130 kg

Rollator  
Cristallo<sup>2</sup>


- For rheumatism and arthritis patients
- Cushioned and individually adjustable forearm supports
- Automatic lock to prevent folding
- Multiple reflectors ensure safety
- Supplied as standard with basket, tray, and cane holder



Product		Cristallo <sup>2</sup>
Order number		722500000
Technical Data		
Overall length x Overall width		67 cm x 65 cm
Armrest height		102 - 118 cm
Seat width x Seat depth		38 cm x 16 cm
Seat height		61 cm
Width between handles		38 cm
Folding Dimensions		23 x 58 x 74 cm
Weight		12,3 kg
Max. Load		120 kg

Lightweight Rollator  
Gigo 2G

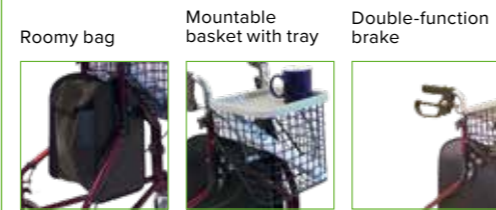
- Particularly light and attractive aluminum rollator
- One-hand folding mechanism ensures safe and comfortable folding
- Ergonomic handles can be adjusted to 6 height positions
- Max. load of basket and tray 5 kg each
- Supplied as standard with basket, tray, backrest, and cane holder



Product		Gigo 2G
Order number		735100200
Technical Data		
Overall length x Overall width		61 cm x 61,5 cm
Handle height		87 - 96 cm
Seat width x Seat depth		34 cm x 33,5 cm
Seat height		54 cm
Width between handles		40,5 cm
Folding Dimensions		28 x 61,5 x 100 cm
Weight		6,6 kg
Max. Load		120 kg

Rollator  
Tri Walker

- Can be used indoors and outdoors
- Easy to transport
- Ergonomic, height-adjustable handles
- Passive lighting at the rear and front
- Supplied as standard with basket and tray



Product		Tri Walker
Order number		TW011R
Technical Data		
Overall length		60 cm
Overall width		61 cm
Handle height		84,5 - 94,5 cm
Width between rear wheels		51 cm
Width between handles		37 cm
Folding Dimensions		65 x 25 x 82,5 cm
Weight		6,2 kg
Max. Load		130 kg

Indoor-Rollator  
Roomba


- The sporty companion for use at home
- Designed specifically for use indoors
  - Can be used anywhere thanks to its narrow design, even when space is limited
  - Soft hand grips with end-to-end brake lever
  - Brake can be operated and locked with one hand
  - Supplied as standard with basket and large tray with round depression



Product		Roomba
Order number		730200100
Technical Data		
Overall length x Overall width		51,5 cm x 57 cm
Handle height		81,4 - 94,1 cm
Tray width		45 cm
Tray depth		30 cm
Width between rear wheels		44 cm
Folding Dimensions		29 x 55 x 83 cm
Weight		5,6 kg
Max. Load		100 kg

Rollator  
Torro

- Safety and mobility even with heavy loads
- Large and soft seat surface provides comfort
  - The cushioned back support can be removed
  - Ergonomic, height-adjustable handles
  - Max. load of the bag 5 kg
  - Supplied as standard with bag, back support, and cane holder



Product		red	anthracite
Order number		740500100	740500500
Technical Data			
Overall length x Overall width		68 cm x 61,5 cm	
Handle height		78 - 94,5 cm	
Seat width x Seat depth		42 cm x 22,5 cm	
Seat height		59 cm	
Width between handles		44,5 cm	
Folding Dimensions		68 x 22 x 78 cm	
Weight		6,9 kg	
Max. Load		150 kg	

Rollator

Nitro Carbon

- Carbon frame
  - Extra-large 25 cm steering wheels for optimal steering and pushing comfort
  - Passive lighting as standard
  - Cushioned back support with practical length adjustment as standard
  - High-quality leather-effect seat
  - Leather-effect bag, quilted
  - Cane holder supplied as standard
  - Unique design
- Max. load of the bag 5 kg
  - Ergonomic, height-adjustable handles
  - Dual-function brake (for braking and parking)
  - One-hand folding mechanism ensures safe and comfortable folding
  - Increased stability and safety thanks to double cross struts
  - Cane holder included as standard
  - Can be used indoors and outdoors
  - Anti-tilt aid as standard on the left and right



Product		Size M	Size L
Order number		724500000	724500200
Technical Data			
Overall length x Overall width		70,5 cm x 59 cm	70,5 cm x 59 cm
Handle height		84,5 - 97 cm	93 - 105 cm
Seat width x Seat depth		44 cm x 22 cm	44 cm x 22 cm
Seat height		53 cm	61 cm
Width between handles		44 cm	44 cm
Folded width		24 cm	24 cm
Total weight		7,1 kg	7,2 kg
Max. Load		150 kg	150 kg

HIGH QUALITY

CARBON

TECHNOLOGY

The highest comfort and quality of an extra class

Carbon technology impresses with its performance and durability. Known for its dynamic power and unparalleled elegance, carbon is often used in luxury jets and sports cars. The carbon frame gives the Nitro rollator its flexibility, lightness and durability.



UNIQUE AND

INNOVATIVE

TWIST BRAKE

The easiest way to brake without effort. Intelligent, safe and effortless.



- A very smooth and effortless rotary movement releases the brake and thus guarantees safety in an intelligent way
- Minimal force required
- Hands do not have to be taken off the handles for braking and locking
- Adjustment options of the brake lever to support the thumb or hand ball
- Adjustment of the direction of rotation: the twist brake can be used either from inside to outside or the other way round
- Brake cables are inside the frame for added safety

Rollator

Nitro Twist

- With twist brake: the simplest way of braking enables safety without exertion
- A very smooth and effortless rotational movement ensures that the brake is applied and therefore guarantees safety in an intelligent manner
- Minimal force required
- Simple handle height adjustment
- Cane holder included as standard





Product		Nitro Twist Size M
Order number		724200300
Technical Data		
Overall length x Overall width		70,5 cm x 61 cm
Handle height		84 - 96,5 cm
Seat width x Seat depth		44,5 cm x 22 cm
Seat height		57 cm
Width between handles		45 cm
Folding Dimensions		70,5 x 25 x 84 cm
Weight		7,2 kg
Max. Load		130 kg

Rollator

Nitro Carbon

- Carbon frame
  - Extra-large 25 cm steering wheels for optimal steering and pushing comfort
  - Passive lighting as standard
  - Cushioned back support with practical length adjustment as standard
  - High-quality leather-effect seat
  - Leather-effect bag, quilted
  - Cane holder supplied as standard
  - Unique design
- Max. load of the bag 5 kg
  - Ergonomic, height-adjustable handles
  - Dual-function brake (for braking and parking)
  - One-hand folding mechanism ensures safe and comfortable folding
  - Increased stability and safety thanks to double cross struts
  - Cane holder included as standard
  - Can be used indoors and outdoors
  - Anti-tilt aid as standard on the left and right



Product	Size M	Size L
Order number	724500000	724500200
Technical Data		
Overall length x Overall width	70,5 cm x 59 cm	70,5 cm x 59 cm
Handle height	84,5 - 97 cm	93 - 105 cm
Seat width x Seat depth	44 cm x 22 cm	44 cm x 22 cm
Seat height	53 cm	61 cm
Width between handles	44 cm	44 cm
Folded width	24 cm	24 cm
Total weight	7,1 kg	7,2 kg
Max. Load	150 kg	150 kg

Rollator

Nitro


- Can be used indoors and outdoors
- Increased stability and safety thanks to double cross struts
- Extra-large 25 cm steering wheels for optimal steering and pushing comfort
- Passive lighting at the rear, front, and sides as standard
- Cushioned seat surface and backrest as standard
- Simple handle height adjustment
- Cane holder included as standard
- Ergonomic, height-adjustable handles
- Dual-function brake (for braking and parking)



SIZE M  
ALSO IN  
RED



THE NITRO FAMILY AVAILABLE  
IN 4 COLOURS AND 4 SIZES



Product	Size XLS	Size S	Size M	Size L
champagner	724100300	724100000	724200000	724300000
white	-	-	724200100	724300100
black	-	-	724200200	-
red	-	-	724200400	-
Technical Data				
Overall length x Overall width	70,5 cm x 52 cm	70,5 cm x 61 cm	70,5 cm x 61 cm	70,5 cm x 61 cm
Handle height	71,8 - 77 cm	79 - 91 cm	84 - 96,5 cm	89 - 101 cm
Seat width x Seat depth	37 cm x 20 cm	44,5 cm x 22 cm	44,5 cm x 22 cm	44,5 cm x 22 cm
Seat height	45 cm	52 cm	57 cm	62 cm
Width between handles	34,5 cm	45 cm	45 cm	45 cm
Folding Dimensions	70,5 x 25 x 71,8 cm	70,5 x 25 x 82 cm	70,5 x 25 x 86 cm	70,5 x 25 x 92 cm
Total weight	6,7 kg	7,1 kg	7,2 kg	7,3 kg
Max. Load	130 kg	130 kg	130 kg	130 kg

Rollator  
Diamond Deluxe

- Rollator and transport wheelchair in one
- Individual and attractive aluminum rollator
  - From rollator to transport wheelchair in just a few steps
  - The removable cloth bag provides extra space for personal items
  - Easy folding using strap on seat surface
  - Space-saving storage and easy transport



Product	Diamond Deluxe
Order number	745R

Technical Data	
Overall length x Overall width	104,2 cm x 64 cm
Handle height	77 - 94,5 cm
Seat width x Seat depth	40 cm x 19 cm
Seat height	54 cm
Width between handles	46 cm
Folding Dimensions	63 x 28 x 100 cm
Weight	10,3 kg
Max. Load	136 kg

Rollator  
GoLite 200 XXL

- Safety and mobility even with heavy loads
- Wide and stable rollator for maximum requirements
  - Extra-large and soft seat surface offers comfort
  - Cushioned, removable back support bar
  - Dual-function brake (for braking and parking)
  - Ergonomic, height-adjustable handles



Product	GoLite 200 XXL
Order number	770100100

Technical Data	
Overall length x Overall width	71 cm x 78 cm
Handle height	88 - 99,5 cm
Seat width x Seat depth	46 cm x 35 cm
Seat height	57 cm
Width between handles	56 cm
Folding Dimensions	22 x 78 x 90 cm
Weight	12,7 kg
Max. Load	200 kg

Accessories  
Rollators

Product	Order number
Basket	710000001
Suitable for the following rollators: - Migo - Cristallo - Cristallo² - Gigo Color: Black	

Product	Order number
One-hand brake	710000081
• Suitable for rollators Migo, Cristallo, Gigo, Road, Tri Walker, and GoLite 200 (factory fitting possible for Cristallo²) • One-hand brake system, particularly easy for the active side of the body to operate • Anatomically shaped grips • One-hand brake enables simultaneous braking and locking with minimal exertion	

Produkt	Artikelnummer
Rückengurt für Rollatoren	710100500
Passend für folgende Rollatoren: • Rollator Migo • Rollator Road • Rollator Cristallo	

Product	Order number
Rollator bag red	710000075
Rollator bag blue	710000076
Rollator bag black	710000077
• This bag is the ideal companion for rollators and wheelchairs • Easy to fasten • Offers sufficient storage space	

Product	Order number
Tray for Nitro / Nitro Carbon / Torro / Diamond DeLuxe*	724400200
• Simple installation by placing on the seat • Easy to handle • Max. load: 5 kg	

Product	Order number
Cup holder for Nitro / Nitro Carbon*	724400085
• Suitable for Nitro / Nitro Carbon rollators • Quick and easy installation • Simple transportation of drinks	

Umbrella  
Standard / Reverse

- Robust glass fiber frame & water-repellent covering (pongee)
- All-round reflector strip
- Automatic opening
- Including protective sleeve
- Including universal mounting for all common rollator models with round / oval tube push handles
- Umbrella diameter approx. 1,000 mm
- Reverse: thanks to the innovative reverse folding mechanism, the umbrella can be closed easily while standing without the user getting wet



Color	Standard	Color	Reverse
black	700900017	black/black	700900020
dark blue	700900018	dark blue/black	700900022
dark red	700900019	dark red/black	700900021
		dark blue/orange	700900025

Technical Data	Standard	Reverse
Weight	430 g	520 g

One button folding  
Walker

- Lightweight walking frame
- Made from sturdy yet lightweight aluminium
- Vinyl contoured hand grips for added comfort
- Offers maximum stability and light weight at the same time
- Can be used indoors and outdoors
- Height adjustable to suit user requirements



move along  
with the user



Collapsible



Product		One button folding Walker
Order number		WA014-30
Technical Data		
Overall width		50 cm
Overall depth		50 cm
Overall height		81 - 99 cm
Total weight		3 kg
Max. Load		180 kg

Walker  
Grand XL

- Rigid walking frame for maximum requirements
- The unique U-shape of the design enables greater mobility
- Wide, robust frame made of 2.5 cm anodized aluminum tube
- Offers maximum stability and light weight at the same time
- Can be used indoors and outdoors
- Space-saving folding by releasing the two locks



Height-adjusta-  
ble legs



Secure locking  
mechanism



Product		Grand XL
Order number		10220HD
Technical Data		
Overall length x Overall width x Overall height		52,5 x 62 x 82 - 100 cm
Width between handles		52,5 cm
Folding Dimensions		62 x 19 x 82 cm
Total weight		3,5 kg
Max. Load		245 kg

Travel Walker  
Ready Set Go

- The ideal travel companion for car, plane, and train
- Designed specifically for use indoors
- Stable, comfortable, and fits through any door
- Immediately ready to use and accompanies you wherever you want
- The enclosed handy carrying bag offers sufficient space
- With a total weight of just 3.6 kg, ideal as hand baggage
- Folded in just a few easy steps
- Ensures maximum mobility



Folds to ¼ of its  
size



With practical  
carrying bag



Product		Ready Set Go
Order number		10263KDR
Technical Data		
Overall length		38 cm
Overall width		68 cm
Overall height		74 - 94 cm
Breite zwischen Standbeinen		54 cm
Folding Dimensions		55 x 43 x 12 cm
Total weight		3,6 kg
Max. Load		100 kg

Walker  
Gecko rigid

- Rigid, stable aluminum walking frame
- Ideal for safe walking
- Space-saving folding at the touch of a button
- Height adjustment enables optimal adaptation to the user
- No slipping thanks to rubber caps on the legs
- Low weight
- Can be used over the toilet bowl



Height-adjusta-  
ble legs



Collapsible



Product		Gecko rigid
Order number		700100100
Technical Data		
Overall length		47 cm
Overall width		58 cm
Overall height		81 - 98,5 cm
Width between handles		42,5 cm
Folding Dimensions		52 x 12 x 84 cm
Total weight		2,4 kg
Max. Load		120 kg

Walker  
Gecko reciprocal

- Reciprocal aluminum walking frame
- Thanks to joints, the walking frame is flexible and offers the user two supporting legs
- Ideal for safe walking training
- Space-saving folding at the touch of a button
- Height adjustment enables optimal adaptation to the user
- No slipping thanks to rubber caps on the legs
- Low weight
- Can be used over the toilet bowl



Height-adjusta-  
ble legs



Collapsible



Product		Gecko reciprocal
Order number		700100200
Technical Data		
Overall length		45,5 cm
Overall width		52 cm
Overall height		79,5 - 97 cm
Width between handles		43 cm
Folding Dimensions		54 x 12 x 83 cm
Total weight		2,7 kg
Max. Load		100 kg

## Folding Walking Frame

- The ideal travel companion for car, plane, and train
- Designed specifically for use indoors
- Stable, comfortable, and fits through any door
- Immediately ready to use and accompanies you wherever you want
- The enclosed handy carrying bag offers sufficient space
- With a total weight of just 3.6 kg, ideal as hand baggage
- Folded in just a few easy steps
- Ensures maximum mobility



Product		Walking Frame
Order number		WA008
Technical Data		
Overall width		56 cm
Overall depth		43 cm
Overall height		81 - 99 cm
Total weight		3 kg
Max. Load		180 kg

## Folding Walking Frame

- Rigid, stable aluminum walking frame
- Ideal for safe walking
- Space-saving folding at the touch of a button
- Height adjustment enables optimal adaptation to the user
- No slipping thanks to rubber caps on the legs
- Low weight
- Can be used over the toilet bowl



Product		with wheels
Order number		WA009
Technical Data		
Overall width		65 cm
Overall depth		46 cm
Overall height		80 - 98 cm
Total weight		3 kg
Max. Load		180 kg



## WHEELCHAIRS



## WATCH OUT FOR THIS NEW ICON!


Did you know that the wheelchairs all incorporate **compatible Carry-Over Spare Parts** allowing our partners flexible, profitable, efficient and economical warehousing.

Lightweight wheelchair  
Litec 2G

- Very light and versatile wheelchair
- Armrests can be swiveled away
- Adjustable-angle (0° - 30°) and folding footrests as standard
- Leg support height adjustable to six positions
- Upholstered seat back and seat cushion
- Reinforced aluminum frame for optimal stability
- Height of aluminum wheel forks can be adjusted to three positions
- Three-position seat height adjustment from 46 to 52 cm
- Wheelbase extension possible
- 175 x 45 mm PU steering wheels and 24" full rubber drive wheels
- Quick-release axles as standard for fast wheel installation or removal
- Crash test according to ISO 7176-19: approved for passenger transport in vehicles in combination with all approved passenger and wheelchair restraint systems



A WHOLE RANGE  
OF OPTIONS FOR  
INDIVIDUAL  
ADJUSTMENT



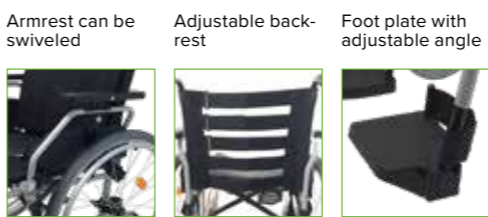
Product		Lightweight wheelchair Litec 2G			
Seat width		38 cm	42 cm	46 cm	50 cm
without drum brake		910500100	910500200	910500300	910500400
with drum brake		910550100	910550200	910550300	910550400
Overall width without / with DB		56 cm / 58 cm	60 cm / 62 cm	64 cm / 66 cm	68 cm / 70 cm
Width folded without / with DB		30 cm / 32 cm	30 cm / 32 cm	30 cm / 32 cm	30 cm / 32 cm
Weight without / with DB		13,6 kg / 14,9 kg	14 kg / 15,3 kg	14,4 kg / 15,7 kg	14,7 kg / 16 kg
Technical Data					
Overall length		104 cm			
Overall height		87 - 92 cm			
Seat depth		42 cm			
Seat height		47 - 52 cm			
Backrest height		42 cm			
Footrest adjustment		36 - 44 cm			
Max. Load		125 kg			

Lightweight wheelchair  
Litec 2G Plus

- Very light and versatile wheelchair
- Armrests can be swiveled away
- Adjustable-angle (0° - 30°) and folding footrests as standard
- Leg support height adjustable to five positions
- Upholstered seat back and seat cushion
- Reinforced aluminum frame for optimal stability
- Height of aluminum wheel forks can be adjusted to three positions
- Three-position seat height adjustment from 45 to 51 cm
- Wheelbase extension possible
- 175 x 45 mm PU steering wheels and 24" full rubber drive wheels
- Quick-release axles as standard for fast wheel installation or removal
- With premium equipment, including: seat cushion, height- and length-adjustable armrests, cane holder, lap belt & anti-tilt support
- Extensive adjustment options thanks to flexible, adaptable backrest, variable seat depths and push handle heights



WITH PREMIUM  
FEATURES



Product		Lightweight wheelchair Litec 2G Plus			
Seat width		38 cm	42 cm	46 cm	50 cm
without drum brake		910600100	910600200	910600300	910600400
with drum brake		910650100	910650200	910650300	910650400
Overall width without / with DB		56 cm / 58 cm	60 cm / 62 cm	64 cm / 66 cm	68 cm / 70 cm
Width folded without / with DB		30 cm / 32 cm	30 cm / 32 cm	30 cm / 32 cm	30 cm / 32 cm
Weight without / with DB		16,1 kg / 17,3 kg	16,2 kg / 17,5 kg	16,3 kg / 17,6 kg	16,4 kg / 17,7 kg
Technical Data					
Overall length		106,5 cm			
Overall height		89,5 - 98,5 cm			
Seat depth		42 - 54,5 cm			
Seat height		46 - 51 cm			
Backrest height		42 - 46 cm			
Footrest adjustment		43 - 51 cm			
Max. Load		125 kg			

Lightweight wheelchair

Freetec

- Simple and continuous adjustment from short to long armrests
  - Front fork camber adjustment
  - Footrests adjustable in five steps from 0 to 32 degrees
  - Wheelbase extension possible
  - Handle height continuously adjustable
  - Back cover depth and height adjustable
  - 200 x 50 mm PU steering wheels and 24" x 1 3/8" full-rubber drive wheels
- Extra-reinforced front wheel forks
  - Quick-release axles as standard for fast wheel installation or removal
  - Optionally available with drum brake for escort
  - Crash test according to ISO 7176-19: approved for passenger transport in vehicles in combination with all approved passenger and wheelchair restraint systems



Product		Lightweight wheelchair Freetec						
Seat width	38 cm	41 cm	43 cm	45 cm	48 cm	50 cm	52 cm	54 cm
with drum brake	900550100	900550200	900550300	900550400	900550500	900550600	900550700	900550800
Overall width	58,5 cm	61,5 cm	63,5 cm	65,5 cm	68,5 cm	70,5 cm	72,5 cm	75,5 cm
Width folded	30,5 cm	30,5 cm	30,5 cm	30,5 cm	30,5 cm	30,5 cm	30,5 cm	30,5 cm
Weight	18 kg	18,3 kg	18,4 kg	18,5 kg	18,6 kg	18,8 kg	19 kg	19,2 kg

Product		Lightweight wheelchair Freetec						
Seat width	38 cm	41 cm	43 cm	45 cm	48 cm	50 cm	52 cm	54 cm
without drum brake	900500100	900500200	900500300	900500400	900500500	900500600	900500700	900500800
Overall width	56 cm	59 cm	61 cm	63 cm	66 cm	68 cm	70 cm	73 cm
Width folded	28 cm	28 cm	28 cm	28 cm	28 cm	28 cm	28 cm	28 cm
Weight	16 kg	16,3 kg	16,4 kg	16,5 kg	16,6 kg	16,8 kg	17 kg	17,2 kg

Technical Data	
Overall length with / without Footrests	103 cm / 80 cm
Overall height	92 - 99,5 cm (additional 11 cm stepless adjustment)
Seat depth	43 - 50 cm
Seat height	45 - 50 cm
Backrest height	38,5 - 46 cm
Footrest adjustment	34,5 - 48,5 cm
Max. Load	125 kg

Standard wheelchair

Rotec

- Simple adjustment from short to long armrests
  - Footrests adjustable in five steps
  - Wheelbase extension possible
  - Back cover height-adjustable for optimal sitting position
  - Handle height adjustable in four steps
  - Powder-coated surfaces
  - Removable and swiveling leg supports
- 200 x 50 mm PU steering wheels and 24" x 1 3/8" full-rubber drive wheels
  - Extra-reinforced front wheel forks
  - Quick-release axles as standard for fast wheel installation or removal
  - Optionally available with drum brake for escort
  - Crash test according to ISO 7176-19: approved for passenger transport in vehicles in combination with all approved passenger and wheelchair restraint systems



Product							Standard wheelchair Rotec	
Seat width	38 cm	41 cm	43 cm	45 cm	48 cm	50 cm	52 cm	54 cm
without drum brake	900100100	900100200	900100300	900100400	900100500	900100600	900100700	900100800
Overall width	57 cm	60 cm	62 cm	65 cm	68 cm	70 cm	72 cm	75 cm
Width folded	28 cm	28 cm	28 cm	28 cm	28 cm	28 cm	28 cm	28 cm
Weight	20,2 kg	20,4 kg	20,5 kg	20,6 kg	20,7 kg	20,8 kg	20,9 kg	21 kg

Product							Standard wheelchair Rotec	
Seat width	38 cm	41 cm	43 cm	45 cm	48 cm	50 cm	52 cm	54 cm
with drum brake	900150100	900150200	900150300	900150400	900150500	900150600	900150700	900150800
Overall width	59,5 cm	62,5 cm	64,5 cm	67,5 cm	70,5 cm	72,5 cm	74,5 cm	77,5 cm
Width folded	30,5 cm	30,5 cm	30,5 cm	30,5 cm	30,5 cm	30,5 cm	30,5 cm	30,5 cm
Weight	22,2 kg	22,4 kg	22,5 kg	22,6 kg	22,7 kg	22,8 kg	22,9 kg	23 kg

Technical Data Allgemein	
Overall length o. / m. TB	106 cm / 81 cm
Overall height	95 - 108 cm (additional 11 cm stepless adjustment)
Seat depth	43 cm
Seat height	50 - 50 cm
Backrest height	42,5 - 50 cm
Footrest adjustment	39 - 50 cm
Max. Load	125 kg

Standard wheelchair  
Ecotec 2G

- Very light and versatile wheelchair
- Armrests can be swiveled away
- Folding footrests with heel straps
- Upholstered seat back and seat cushion
- Height of aluminum wheel forks can be adjusted to three positions
- Powder-coated steel hand rims
- Seat height adjustment of 46 and 51 cm
- Quick-release axles as standard for fast wheel installation or removal
- 175 x 45 mm PU steering wheels and 24" full rubber drive wheels
- Integrated brake lever extension can be extended and folded over
- Crash test according to ISO 7176-19: approved for passenger transport in vehicles in combination with all approved passenger and wheelchair restraint systems



WITH REFINED  
IDEAS



Product		Standard wheelchair Ecotec 2G			
Seat width		38 cm	42 cm	46 cm	50 cm
without drum brake		910300100	910300200	910300300	910300400
with drum brake		910350100	910350200	910350300	910350400
Overall width without / with DB		56,5 cm / 59 cm	60,5 cm / 63 cm	64,5 cm / 67 cm	68,5 cm / 71 cm
Width folded without / with DB		30 cm / 32 cm	30 cm / 32 cm	30 cm / 32 cm	30 cm / 32 cm
Weight without / with DB		18,6 kg / 19,6 kg	18,8 kg / 19,8 kg	19 kg / 20 kg	19,2 kg / 20,2 kg

Technical Data Allgemein	
Overall length o. / m. TB	92 cm / 107 cm
Overall height	90 - 95 cm
Seat depth	42 cm
Seat height	49 / 54 cm
Backrest height	39 cm
Footrest adjustment	36 - 47 cm
Max. Load	130 kg

Power Knot System  
Prosafe



The transport restraint adapter is a specially-developed system, which secures the wheelchair and its user in a car during a journey. The transport restraint adapter ensures that the forces which would result from an accident are dissipated through the most sturdy points of the wheelchair to the vehicle floor. Furthermore, the correct geometry of the pelvic strap – as a wheelchair-mounted component of the passenger restraint system – is guaranteed.

- Installation with heavy-duty eyelet
- The adapters ensure quick anchoring of a wheelchair in a motor vehicle
- The power knot critically stabilizes the wheelchair design, e.g. in rear-end collisions
- Operator errors when anchoring the wheelchair are impossible
- The lap belt is firmly attached to the adapter and is thus already anatomically correctly worn before setting off
- A diagonal shoulder belt can be worn
- A wheelchair headrest is possible
- Advantages of installation with a heavy-duty eyelet include the increased power reserve upwards and greater flexibility in using various belt systems

Product	Order number
for Rotec	900100781
for Freetec	900100783
for Litec 2G / Litec 2G Plus	900700735
for Multitec	900900954
for Ecotec 2G	910350432

Standard-Rollstuhl  
Rotec XL

- Simple and continuous adjustment from short to long armrests
- Footrests adjustable in five steps
- Wheelbase extension possible
- Back cover height-adjustable for optimal sitting position
- Hand grips for the escort are height-adjustable
- With double cross strut for increased safety
- Optionally available with drum brake



Product		Rotex XL	
Seat width	51 cm	56 cm	61 cm
without drum brake	900100850	900100900	900100950
with drum brake	900150850	900150900	900150950
Overall width wo. / w. DB	71 / 73 cm	76 / 78 cm	81 / 30 cm
Total weight	22,2 kg	23 kg	23,5 kg

Technical Data Allgemein	
Overall length	107 cm
Overall height	95 - 107,5 cm
Seat depth	47 cm
Seat height	51 - 56 cm
Backrest height	43,5 - 50 cm
Footrest adjustment	39 - 48 cm
Folded width	30 cm
Max. Load	190 kg

Accessories for Rotec / Freetec / Litec 2G /  
Ecotec 2G / Litec 2G Plus / Multitec

	<table><tr><th>Product</th><th>Order number</th></tr><tr><td>Headrest for wheelchairs</td><td>900300330</td></tr><tr><td colspan="2"><ul style="list-style-type: none"><li>• Soft, padded headrest</li><li>• Laterally adjustable</li><li>• Height-adjustable</li><li>• Can be used for all seat widths except Maxiline</li></ul></td></tr></table>	Product	Order number	Headrest for wheelchairs	900300330	<ul style="list-style-type: none"><li>• Soft, padded headrest</li><li>• Laterally adjustable</li><li>• Height-adjustable</li><li>• Can be used for all seat widths except Maxiline</li></ul>			<table><tr><th>Product</th><th>Order number</th></tr><tr><td>Brake lever extension</td><td>900300110</td></tr><tr><td colspan="2"><ul style="list-style-type: none"><li>• Additional extension of the parking brake by 2.5 cm</li><li>• 1 pair</li></ul></td></tr></table>	Product	Order number	Brake lever extension	900300110	<ul style="list-style-type: none"><li>• Additional extension of the parking brake by 2.5 cm</li><li>• 1 pair</li></ul>									
Product	Order number																						
Headrest for wheelchairs	900300330																						
<ul style="list-style-type: none"><li>• Soft, padded headrest</li><li>• Laterally adjustable</li><li>• Height-adjustable</li><li>• Can be used for all seat widths except Maxiline</li></ul>																							
Product	Order number																						
Brake lever extension	900300110																						
<ul style="list-style-type: none"><li>• Additional extension of the parking brake by 2.5 cm</li><li>• 1 pair</li></ul>																							
	<table><tr><th>Product</th><th>Order number</th></tr><tr><td>Height- and length-adjustable armrest</td><td>900300100</td></tr><tr><td colspan="2"><ul style="list-style-type: none"><li>• 7 height adjustment positions</li><li>• 2 length adjustment positions</li><li>• Adjustable at the push of a button</li></ul></td></tr></table>	Product	Order number	Height- and length-adjustable armrest	900300100	<ul style="list-style-type: none"><li>• 7 height adjustment positions</li><li>• 2 length adjustment positions</li><li>• Adjustable at the push of a button</li></ul>			<table><tr><th>Product</th><th>Order number</th></tr><tr><td>Anti-tilt aid Pair</td><td>900300120</td></tr><tr><td>Anti-tilt aid Piece</td><td>900300121</td></tr><tr><td colspan="2"><ul style="list-style-type: none"><li>• Prevents the wheelchair from tilting</li><li>• Helps when driving over obstacles</li><li>• Height-adjustable</li></ul></td></tr></table>	Product	Order number	Anti-tilt aid Pair	900300120	Anti-tilt aid Piece	900300121	<ul style="list-style-type: none"><li>• Prevents the wheelchair from tilting</li><li>• Helps when driving over obstacles</li><li>• Height-adjustable</li></ul>							
Product	Order number																						
Height- and length-adjustable armrest	900300100																						
<ul style="list-style-type: none"><li>• 7 height adjustment positions</li><li>• 2 length adjustment positions</li><li>• Adjustable at the push of a button</li></ul>																							
Product	Order number																						
Anti-tilt aid Pair	900300120																						
Anti-tilt aid Piece	900300121																						
<ul style="list-style-type: none"><li>• Prevents the wheelchair from tilting</li><li>• Helps when driving over obstacles</li><li>• Height-adjustable</li></ul>																							
	<table><tr><th>Product</th><th>Order number</th></tr><tr><td>Stump support left</td><td>900300180</td></tr><tr><td>Stump support right</td><td>900300190</td></tr><tr><td colspan="2"><ul style="list-style-type: none"><li>• Height-adjustable</li><li>• Support can be folded up</li><li>• Support can be swiveled</li></ul></td></tr></table>	Product	Order number	Stump support left	900300180	Stump support right	900300190	<ul style="list-style-type: none"><li>• Height-adjustable</li><li>• Support can be folded up</li><li>• Support can be swiveled</li></ul>			<table><tr><th>Product</th><th>Order number</th></tr><tr><td>Folding and lockable leg supports</td><td></td></tr><tr><td>Pair</td><td>900300170</td></tr><tr><td>left</td><td>900300171</td></tr><tr><td>right</td><td>900300172</td></tr><tr><td colspan="2"><ul style="list-style-type: none"><li>• Continuously adjustable</li></ul></td></tr></table>	Product	Order number	Folding and lockable leg supports		Pair	900300170	left	900300171	right	900300172	<ul style="list-style-type: none"><li>• Continuously adjustable</li></ul>	
Product	Order number																						
Stump support left	900300180																						
Stump support right	900300190																						
<ul style="list-style-type: none"><li>• Height-adjustable</li><li>• Support can be folded up</li><li>• Support can be swiveled</li></ul>																							
Product	Order number																						
Folding and lockable leg supports																							
Pair	900300170																						
left	900300171																						
right	900300172																						
<ul style="list-style-type: none"><li>• Continuously adjustable</li></ul>																							
	<table><tr><th>Product</th><th>Order number</th></tr><tr><td>PU wheel 150 x 35 mm with wheel fork</td><td>900300340</td></tr><tr><td>Ball bearing for wheel PU for Ecotec</td><td>DIN6001</td></tr><tr><td colspan="2"><ul style="list-style-type: none"><li>• 3 adjustment positions</li><li>• Aluminum wheel fork and PU wheel</li></ul></td></tr></table>	Product	Order number	PU wheel 150 x 35 mm with wheel fork	900300340	Ball bearing for wheel PU for Ecotec	DIN6001	<ul style="list-style-type: none"><li>• 3 adjustment positions</li><li>• Aluminum wheel fork and PU wheel</li></ul>			<table><tr><th>Product</th><th>Order number</th></tr><tr><td>Wheelbase extension adapter block Freetec</td><td>900300360</td></tr><tr><td colspan="2"><ul style="list-style-type: none"><li>• Enables individual adjustment of the seat height as well as extension of the wheelbase</li></ul></td></tr></table>	Product	Order number	Wheelbase extension adapter block Freetec	900300360	<ul style="list-style-type: none"><li>• Enables individual adjustment of the seat height as well as extension of the wheelbase</li></ul>							
Product	Order number																						
PU wheel 150 x 35 mm with wheel fork	900300340																						
Ball bearing for wheel PU for Ecotec	DIN6001																						
<ul style="list-style-type: none"><li>• 3 adjustment positions</li><li>• Aluminum wheel fork and PU wheel</li></ul>																							
Product	Order number																						
Wheelbase extension adapter block Freetec	900300360																						
<ul style="list-style-type: none"><li>• Enables individual adjustment of the seat height as well as extension of the wheelbase</li></ul>																							
	<table><tr><th>Product</th><th>Order number</th></tr><tr><td>Cane holder for wheelchairs</td><td>900300311</td></tr><tr><td colspan="2"><ul style="list-style-type: none"><li>• Easy to install</li><li>• Suitable for canes and forearm crutches</li></ul></td></tr></table>	Product	Order number	Cane holder for wheelchairs	900300311	<ul style="list-style-type: none"><li>• Easy to install</li><li>• Suitable for canes and forearm crutches</li></ul>			<table><tr><th>Product</th><th>Order number</th></tr><tr><td>Handle extension</td><td>900300312</td></tr><tr><td colspan="2"><ul style="list-style-type: none"><li>• Extension by 4 cm</li><li>• Tube diameter 2.2 cm</li></ul></td></tr></table>	Product	Order number	Handle extension	900300312	<ul style="list-style-type: none"><li>• Extension by 4 cm</li><li>• Tube diameter 2.2 cm</li></ul>									
Product	Order number																						
Cane holder for wheelchairs	900300311																						
<ul style="list-style-type: none"><li>• Easy to install</li><li>• Suitable for canes and forearm crutches</li></ul>																							
Product	Order number																						
Handle extension	900300312																						
<ul style="list-style-type: none"><li>• Extension by 4 cm</li><li>• Tube diameter 2.2 cm</li></ul>																							
	<table><tr><th>Product</th><th>Order number</th></tr><tr><td>Einhandbremse für Begleitperson</td><td>900500767</td></tr><tr><td colspan="2"><ul style="list-style-type: none"><li>• Complete retrofit set for escort</li><li>• Suitable for wheelchairs: Rotec, Freetec, Ecotec, and Litec</li></ul></td></tr></table>	Product	Order number	Einhandbremse für Begleitperson	900500767	<ul style="list-style-type: none"><li>• Complete retrofit set for escort</li><li>• Suitable for wheelchairs: Rotec, Freetec, Ecotec, and Litec</li></ul>			<table><tr><th>Product</th><th>Order number</th></tr><tr><td>Wheelchair tray for Rotec/Freetec</td><td></td></tr><tr><td>Seat width 45 - 50 cm</td><td>900300300</td></tr><tr><td>Seat width 52 - 54 cm</td><td>900300306</td></tr><tr><td colspan="2"><ul style="list-style-type: none"><li>• Easy to clean</li></ul></td></tr></table>	Product	Order number	Wheelchair tray for Rotec/Freetec		Seat width 45 - 50 cm	900300300	Seat width 52 - 54 cm	900300306	<ul style="list-style-type: none"><li>• Easy to clean</li></ul>					
Product	Order number																						
Einhandbremse für Begleitperson	900500767																						
<ul style="list-style-type: none"><li>• Complete retrofit set for escort</li><li>• Suitable for wheelchairs: Rotec, Freetec, Ecotec, and Litec</li></ul>																							
Product	Order number																						
Wheelchair tray for Rotec/Freetec																							
Seat width 45 - 50 cm	900300300																						
Seat width 52 - 54 cm	900300306																						
<ul style="list-style-type: none"><li>• Easy to clean</li></ul>																							
	<table><tr><th>Product</th><th>Order number</th></tr><tr><td>Rollstuhl Einhandantrieb</td><td>900100778</td></tr><tr><td colspan="2"><ul style="list-style-type: none"><li>• Retrofit set for one-hand operation</li><li>• Color: silver</li><li>• Can be used on both sides</li><li>• Not in combination with drum brake</li></ul></td></tr></table>	Product	Order number	Rollstuhl Einhandantrieb	900100778	<ul style="list-style-type: none"><li>• Retrofit set for one-hand operation</li><li>• Color: silver</li><li>• Can be used on both sides</li><li>• Not in combination with drum brake</li></ul>			<table><tr><th>Product</th><th>Order number</th></tr><tr><td>One-hand brake for escort</td><td>900500767</td></tr><tr><td>One-hand parking brake for wheelchairs (left)</td><td>900500750</td></tr><tr><td>One-hand parking brake for wheelchairs (right)</td><td>900500751</td></tr><tr><td colspan="2">Not suitable for Multitec and Rotec XL</td></tr></table>	Product	Order number	One-hand brake for escort	900500767	One-hand parking brake for wheelchairs (left)	900500750	One-hand parking brake for wheelchairs (right)	900500751	Not suitable for Multitec and Rotec XL					
Product	Order number																						
Rollstuhl Einhandantrieb	900100778																						
<ul style="list-style-type: none"><li>• Retrofit set for one-hand operation</li><li>• Color: silver</li><li>• Can be used on both sides</li><li>• Not in combination with drum brake</li></ul>																							
Product	Order number																						
One-hand brake for escort	900500767																						
One-hand parking brake for wheelchairs (left)	900500750																						
One-hand parking brake for wheelchairs (right)	900500751																						
Not suitable for Multitec and Rotec XL																							
	<table><tr><th>Product</th><th>Order number</th></tr><tr><td>Length 185 cm Lap belt XL</td><td>900300321</td></tr><tr><td colspan="2"><ul style="list-style-type: none"><li>• Simple installation</li><li>• For additional security</li></ul></td></tr></table>	Product	Order number	Length 185 cm Lap belt XL	900300321	<ul style="list-style-type: none"><li>• Simple installation</li><li>• For additional security</li></ul>			<p>More information about the Drive DeVilbiss accessories for wheelchairs can be found by scanning the QR code.</p>														
Product	Order number																						
Length 185 cm Lap belt XL	900300321																						
<ul style="list-style-type: none"><li>• Simple installation</li><li>• For additional security</li></ul>																							

Accessories for  
Wheelchairs

	<table><tr><th>Product</th><th>Order number</th></tr><tr><td>Thermal wheelchair cushion</td><td>RT-CU009</td></tr><tr><td colspan="2"><ul style="list-style-type: none"><li>• Dimensions (W x L): 128 x 130 cm</li><li>• Provides more comfort and warmth when sitting in the wheelchair for longer periods of time</li><li>• Cover made of polyester</li></ul></td></tr></table>	Product	Order number	Thermal wheelchair cushion	RT-CU009	<ul style="list-style-type: none"><li>• Dimensions (W x L): 128 x 130 cm</li><li>• Provides more comfort and warmth when sitting in the wheelchair for longer periods of time</li><li>• Cover made of polyester</li></ul>			<table><tr><th>Product</th><th>Order number</th></tr><tr><td>Handmuff</td><td>RT-Handmuff</td></tr><tr><td colspan="2"><ul style="list-style-type: none"><li>• Dimensions (L x W): 43 x 10 cm</li><li>• Perfect for cold seasons</li><li>• Provides comfort and warmth when sitting in the cold for long periods of time</li></ul></td></tr></table>	Product	Order number	Handmuff	RT-Handmuff	<ul style="list-style-type: none"><li>• Dimensions (L x W): 43 x 10 cm</li><li>• Perfect for cold seasons</li><li>• Provides comfort and warmth when sitting in the cold for long periods of time</li></ul>							
Product	Order number																				
Thermal wheelchair cushion	RT-CU009																				
<ul style="list-style-type: none"><li>• Dimensions (W x L): 128 x 130 cm</li><li>• Provides more comfort and warmth when sitting in the wheelchair for longer periods of time</li><li>• Cover made of polyester</li></ul>																					
Product	Order number																				
Handmuff	RT-Handmuff																				
<ul style="list-style-type: none"><li>• Dimensions (L x W): 43 x 10 cm</li><li>• Perfect for cold seasons</li><li>• Provides comfort and warmth when sitting in the cold for long periods of time</li></ul>																					
	<table><tr><th>Product</th><th>Order number</th></tr><tr><td>Tasche für Rollstühle und Rollatoren</td><td></td></tr><tr><td>red</td><td>710000075</td></tr><tr><td>blue</td><td>710000076</td></tr><tr><td>black</td><td>710000077</td></tr><tr><td colspan="2"><ul style="list-style-type: none"><li>• Easy to attach and with zip</li></ul></td></tr></table>	Product	Order number	Tasche für Rollstühle und Rollatoren		red	710000075	blue	710000076	black	710000077	<ul style="list-style-type: none"><li>• Easy to attach and with zip</li></ul>			<table><tr><th>Product</th><th>Order number</th></tr><tr><td>Wheelchair / scooter ramp</td><td>STDS1097</td></tr><tr><td colspan="2"><ul style="list-style-type: none"><li>• Including carrying bag</li><li>• Sturdy and stable wheelchair ramp for overcoming stairs or obstacles. Also suitable for loading the wheelchair into a vehicle</li><li>• Dimensions (LxW): 183 x 76 cm / folded: 38 cm</li></ul></td></tr></table>	Product	Order number	Wheelchair / scooter ramp	STDS1097	<ul style="list-style-type: none"><li>• Including carrying bag</li><li>• Sturdy and stable wheelchair ramp for overcoming stairs or obstacles. Also suitable for loading the wheelchair into a vehicle</li><li>• Dimensions (LxW): 183 x 76 cm / folded: 38 cm</li></ul>	
Product	Order number																				
Tasche für Rollstühle und Rollatoren																					
red	710000075																				
blue	710000076																				
black	710000077																				
<ul style="list-style-type: none"><li>• Easy to attach and with zip</li></ul>																					
Product	Order number																				
Wheelchair / scooter ramp	STDS1097																				
<ul style="list-style-type: none"><li>• Including carrying bag</li><li>• Sturdy and stable wheelchair ramp for overcoming stairs or obstacles. Also suitable for loading the wheelchair into a vehicle</li><li>• Dimensions (LxW): 183 x 76 cm / folded: 38 cm</li></ul>																					
	<table><tr><th>Product</th><th>Order number</th></tr><tr><td>Oxygen bottle holder for wheelchairs</td><td>900300350</td></tr><tr><td colspan="2"><ul style="list-style-type: none"><li>• Easy installation</li><li>• For the mobile use of oxygen bottles</li><li>• Material: aluminum</li></ul></td></tr></table>	Product	Order number	Oxygen bottle holder for wheelchairs	900300350	<ul style="list-style-type: none"><li>• Easy installation</li><li>• For the mobile use of oxygen bottles</li><li>• Material: aluminum</li></ul>			<table><tr><th>Product</th><th>Order number</th></tr><tr><td>Infusion holder for wheelchairs</td><td>STDS820</td></tr><tr><td colspan="2"><ul style="list-style-type: none"><li>• Easy installation</li><li>• Suitable for the mobile use of infusions</li></ul></td></tr></table>	Product	Order number	Infusion holder for wheelchairs	STDS820	<ul style="list-style-type: none"><li>• Easy installation</li><li>• Suitable for the mobile use of infusions</li></ul>							
Product	Order number																				
Oxygen bottle holder for wheelchairs	900300350																				
<ul style="list-style-type: none"><li>• Easy installation</li><li>• For the mobile use of oxygen bottles</li><li>• Material: aluminum</li></ul>																					
Product	Order number																				
Infusion holder for wheelchairs	STDS820																				
<ul style="list-style-type: none"><li>• Easy installation</li><li>• Suitable for the mobile use of infusions</li></ul>																					
	<table><tr><th>Product</th><th>Order number</th></tr><tr><td>Wooden transfer board</td><td>RTL6045</td></tr><tr><td colspan="2"><ul style="list-style-type: none"><li>• For easy transfer from the wheelchair</li><li>• Lightweight and easy to stow</li></ul></td></tr></table>	Product	Order number	Wooden transfer board	RTL6045	<ul style="list-style-type: none"><li>• For easy transfer from the wheelchair</li><li>• Lightweight and easy to stow</li></ul>			<table><tr><th>Product</th><th>Order number</th></tr><tr><td>Seat cushion</td><td></td></tr><tr><td>40 x 40 x 5 cm</td><td>900300270</td></tr><tr><td>43 x 43 x 5 cm</td><td>900300271</td></tr><tr><td>48 x 45 x 5 cm</td><td>900300272</td></tr><tr><td colspan="2"><ul style="list-style-type: none"><li>• Light and water-repellent with non-slip coating</li><li>• Removable cover with zipper</li></ul></td></tr></table>	Product	Order number	Seat cushion		40 x 40 x 5 cm	900300270	43 x 43 x 5 cm	900300271	48 x 45 x 5 cm	900300272	<ul style="list-style-type: none"><li>• Light and water-repellent with non-slip coating</li><li>• Removable cover with zipper</li></ul>	
Product	Order number																				
Wooden transfer board	RTL6045																				
<ul style="list-style-type: none"><li>• For easy transfer from the wheelchair</li><li>• Lightweight and easy to stow</li></ul>																					
Product	Order number																				
Seat cushion																					
40 x 40 x 5 cm	900300270																				
43 x 43 x 5 cm	900300271																				
48 x 45 x 5 cm	900300272																				
<ul style="list-style-type: none"><li>• Light and water-repellent with non-slip coating</li><li>• Removable cover with zipper</li></ul>																					
	<table><tr><th>Product</th><th>Order number</th></tr><tr><td>Plastic transfer board</td><td>RTL6046</td></tr><tr><td colspan="2"><ul style="list-style-type: none"><li>• For easy transfer from the wheelchair</li><li>• Lightweight and easy to stow</li></ul></td></tr></table>	Product	Order number	Plastic transfer board	RTL6046	<ul style="list-style-type: none"><li>• For easy transfer from the wheelchair</li><li>• Lightweight and easy to stow</li></ul>			<table><tr><th>Product</th><th>Order number</th></tr><tr><td>Wheelchair tray universal</td><td></td></tr><tr><td>Seat width 38 - 43 cm</td><td>900300307</td></tr><tr><td>Seat width 43 - 48 cm</td><td>900300308</td></tr><tr><td>Seat width 48 - 56 cm</td><td>900300309</td></tr><tr><td colspan="2"><ul style="list-style-type: none"><li>• Easy to clean</li></ul></td></tr></table>	Product	Order number	Wheelchair tray universal		Seat width 38 - 43 cm	900300307	Seat width 43 - 48 cm	900300308	Seat width 48 - 56 cm	900300309	<ul style="list-style-type: none"><li>• Easy to clean</li></ul>	
Product	Order number																				
Plastic transfer board	RTL6046																				
<ul style="list-style-type: none"><li>• For easy transfer from the wheelchair</li><li>• Lightweight and easy to stow</li></ul>																					
Product	Order number																				
Wheelchair tray universal																					
Seat width 38 - 43 cm	900300307																				
Seat width 43 - 48 cm	900300308																				
Seat width 48 - 56 cm	900300309																				
<ul style="list-style-type: none"><li>• Easy to clean</li></ul>																					
	<table><tr><th>Product</th><th>Order number</th></tr><tr><td>Front light, black*</td><td>700900014</td></tr><tr><td colspan="2"><ul style="list-style-type: none"><li>• Front light with universal mounting</li><li>• 6 different lighting modes</li><li>• Splash water protection to IPX4</li><li>• With state of charge indicator</li></ul></td></tr></table>	Product	Order number	Front light, black*	700900014	<ul style="list-style-type: none"><li>• Front light with universal mounting</li><li>• 6 different lighting modes</li><li>• Splash water protection to IPX4</li><li>• With state of charge indicator</li></ul>			<table><tr><th>Product</th><th>Order number</th></tr><tr><td>Lock*</td><td>700900016</td></tr><tr><td colspan="2"><ul style="list-style-type: none"><li>• Quick and easy installation</li><li>• Overall length 1.20 m</li><li>• Including two keys</li><li>• Suitable for all Drive DeVilbiss rollators and wheelchairs</li></ul></td></tr></table>	Product	Order number	Lock*	700900016	<ul style="list-style-type: none"><li>• Quick and easy installation</li><li>• Overall length 1.20 m</li><li>• Including two keys</li><li>• Suitable for all Drive DeVilbiss rollators and wheelchairs</li></ul>							
Product	Order number																				
Front light, black*	700900014																				
<ul style="list-style-type: none"><li>• Front light with universal mounting</li><li>• 6 different lighting modes</li><li>• Splash water protection to IPX4</li><li>• With state of charge indicator</li></ul>																					
Product	Order number																				
Lock*	700900016																				
<ul style="list-style-type: none"><li>• Quick and easy installation</li><li>• Overall length 1.20 m</li><li>• Including two keys</li><li>• Suitable for all Drive DeVilbiss rollators and wheelchairs</li></ul>																					
	<table><tr><th>Produkt</th><th>Order number</th></tr><tr><td>Bell black</td><td>700900011</td></tr><tr><td>Bell blue</td><td>700900013</td></tr><tr><td colspan="2"><ul style="list-style-type: none"><li>• Bell with screw fastening</li><li>• Suitable for diameters from 22 to 31.8 mm</li><li>• Including mounting materials</li></ul></td></tr></table>	Produkt	Order number	Bell black	700900011	Bell blue	700900013	<ul style="list-style-type: none"><li>• Bell with screw fastening</li><li>• Suitable for diameters from 22 to 31.8 mm</li><li>• Including mounting materials</li></ul>			<table><tr><th>Product</th><th>Order number</th></tr><tr><td>Cup holder universal*</td><td>700900015</td></tr><tr><td colspan="2"><ul style="list-style-type: none"><li>• Quick and easy installation</li><li>• Simple transportation of drinks</li><li>• Suitable for drinks with a diameter of up to 8 cm</li><li>• Suitable for tube diameters from 16 to 26 mm</li></ul></td></tr></table>	Product	Order number	Cup holder universal*	700900015	<ul style="list-style-type: none"><li>• Quick and easy installation</li><li>• Simple transportation of drinks</li><li>• Suitable for drinks with a diameter of up to 8 cm</li><li>• Suitable for tube diameters from 16 to 26 mm</li></ul>					
Produkt	Order number																				
Bell black	700900011																				
Bell blue	700900013																				
<ul style="list-style-type: none"><li>• Bell with screw fastening</li><li>• Suitable for diameters from 22 to 31.8 mm</li><li>• Including mounting materials</li></ul>																					
Product	Order number																				
Cup holder universal*	700900015																				
<ul style="list-style-type: none"><li>• Quick and easy installation</li><li>• Simple transportation of drinks</li><li>• Suitable for drinks with a diameter of up to 8 cm</li><li>• Suitable for tube diameters from 16 to 26 mm</li></ul>																					



**WATCH OUT  
FOR THIS  
NEW ICON!**

Did you know that the wheelchairs all incorporate **compatible Carry-Over Spare Parts** allowing our partners flexible, profitable, efficient and economical warehousing.

Compatibility wheelchair accessories  
Litec 2G / Litec 2G Plus / Ecotec 2G / Rotec / Freetec / Multitec

		<div><div></div>not possible</div> <div><div></div>optional</div> <div><div>●</div>Serie</div>								
					Litec 2G	Ecotec 2G	Litec 2G Plus	Rotec	Freetec	Multitec
Order number	Description				Litec 2G	Ecotec 2G	Litec 2G Plus	Rotec	Freetec	Multitec
900100778	Wheelchair one-hand drive for Rotec and Freetec									
900300190	Stump support right									
900300180	Stump support left									
900300100	Height- and length-adjustable armrest						●			
900300330	Headrest for wheelchairs									
900300121	Anti-tilt aid Piece						●			●
900300120	Anti-tilt aid Pair						●			●
900500767	One-hand brake for escort									
900300321	Lap belt XL						●			
900300311	Cane holder for wheelchairs						●			
900500750	One-hand parking brake for wheelchairs left									
900500751	One-hand parking brake for wheelchairs right									
900300360	Wheelbase extension adapter block Freetec				●		●	●		
900300312	Handle extension 40 mm lang, Außendurchmesser 22 mm									
900700777	Brake lever extension				●	●	●			
900300110	Brake lever extension									
900300307	Wheelchair tray universal (Seat width 38 - 43 cm)									
900300308	Wheelchair tray universal Seat width 43 - 48 cm									
900300306	Wheelchair tray for Rotec/Freetec Seat width 52 - 54 cm									
900600901	Wheelchair tray for Multitec									
900300340	PU wheel 150 x 35 mm with wheel fork									
910350441	Wheel fork left + right with PU wheel 150 mm and ball bearing Fork suspension									

Compatibility wheelchair accessories  
Litec 2G / Litec 2G Plus / Ecotec 2G / Rotec / Freetec / Multitec

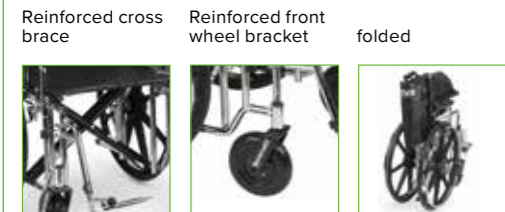
		<div><div></div>not possible</div> <div><div></div>optional</div> <div><div>●</div>Serie</div>								
					Litec 2G	Ecotec 2G	Litec 2G Plus	Rotec	Freetec	Multitec
Artikelnummer	Description				Litec 2G	Ecotec 2G	Litec 2G Plus	Rotec	Freetec	Multitec
900300170	Folding and lockable leg supports (Pair)									
900300171	Folding and lockable leg supports (left)									
900300172	Folding and lockable leg supports (right)									
900300270	Seat cushion* 40 x 40 x 5 cm									
900300271	Seat cushion* 43 x 43 x 5 cm									
900300272	Seat cushion* 48 x 45 x 5 cm									
710000084	Rollator garage gray									
RT-Handmuff	Handmuff									
STDS1097	Wheelchair / scooter ramp									
RTL6045	Wooden transfer board									
RTL6046	Plastic transfer board									
710000075	Drive“ bag for wheelchairs + walkers in red									
710000076	Drive“ bag for wheelchairs + walkers in blue									
710000077	Drive“ bag for wheelchairs + walkers in black									
700900011	Bell black									
700900012	Bell silver									
700900013	Bell blue									
700900014	Front light, black									
700900015	Cup holder universal									
700900016	Lock									
STDS820	Infusion holder for wheelchairs									
900300350	Oxygen bottle holder for wheelchairs									
900100779	Hand rim cover 24									
RT-CU009	Thermal wheelchair cushion									
RT-CU014	Wheelchair seat cushion									

Heavy-Duty Wheelchair  
Bariatric Sentra EC

- Carbon Steel frame with triple-coated chrome for an attractive, chip-proof, maintainable finish
- Double embossed vinyl upholstery is durable, lightweight, attractive and easy-to-clean
- Standard dual axle provides easy transition of seat to hemi-level
- Urethane tires mounted on composite wheels provide durability and low maintenance
- Chrome hand rims standard
- 8" front casters, adjustable in three positions
- Padded armrests provide additional comfort
- Comes with swing-away footrests or elevating leg rests with tool-free adjustable length riggings
- Aluminum foot plates
- Comes with push-to-lock wheel locks



DESIGNED TO  
PROVIDE A  
COMFORTABLE,  
MOBILITY  
EXPERIENCE FOR  
THE BARIATRIC  
USER



Product				Bariatric Sentra EC			
Seat width		51 cm		56 cm		61 cm	
with Detachable Desk Arm and ELR		STD20ECDDA-ELR		STD22ECDDA-ELR		STD24ECDDA-ELR	
with Detachable Desk Arm and Swing Away Foorest		STD20ECDDA-SF		STD22ECDDA-SF		STD24ECDDA-SF	
Technical Data		Seat 51 cm		Seat 56 cm		Seat 61 cm	
Overall length		107 cm		107 cm		107 cm	
Overall width		71 cm		76 cm		81 cm	
Overall height		91 cm		91 cm		91 cm	
Seat depth		46 cm		46 cm		46 cm	
Seat height		44,5 - 50 cm		44,5 - 50 cm		44,5 - 50 cm	
Backrest height		40 cm / 46 cm		40 cm / 46 cm		40 cm / 46 cm	
Width Closed		32 cm		32 cm		32 cm	
Total weight		25,4 kg		25,8 kg		26,3 kg	
Max. Load		204 kg		204 kg		204 kg	

Wheelchair Pushing Aid  
PowerStroll Standard

- Puncture-proof drive wheels
- Can be installed in just a few steps
- Suitable for almost all standard wheelchairs
- The charging time is eight hours with no risk of overcharging
- Clear and easy-to-use control
- Suitable for wheelchairs with a seat width of 40 to 52 cm
- Available as accessories: telescopic bar (Item No, 960000043) suitable for wheelchairs with a seat width of 38 to 70 cm



Clearly arranged  
control panel



Product		PowerStroll Standard
Order number	PWCPP011	
Technical Data		
Overall length	41 cm	
Overall width	25 cm	
Speed	6 km/h	
Range	16 km	
Battery capacity 2x	12 Ah	
Motor capacity	150 W	
Gradeability	8 %	
Weight battery	9,7 kg	
Weight without battery	10,2 kg	
Max. Load	135 kg	

Wheelchair Pushing Aid  
PowerStroll HD

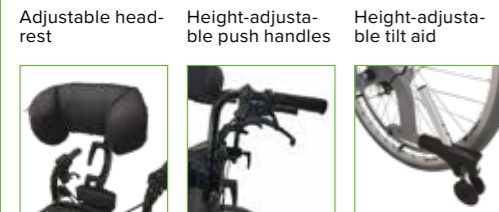
- Puncture-proof drive wheels
- Can be installed in just a few steps
- Suitable for almost all standard wheelchairs
- The charging time is eight hours with no risk of overcharging
- Clear and easy-to-use control
- Including telescopic bar (Item No, 960000043) suitable for wheelchairs with a seat width of 38 to 70 cm



Product		PowerStroll HD
Order number		PWCPP011HD
Technical Data		
Overall length		41 cm
Overall width		25 cm
Speed		6 km/h
Range		16 km
Battery capacity 2x		12 Ah
Motor capacity		200 W
Gradeability		8 %
Weight battery		9,7 kg
Weight without battery		10,2 kg
Max. Load		180 kg

Multifunctional wheelchair  
Multitec

- Adjustable-angle seat unit continuously supported by gas pressure damper
- Adjustable-angle, ergonomically shaped backrest continuously supported by gas pressure damper independently of the seat unit
- Specially shaped surface structure, optimal pressure distribution, and stable positioning of the user
- Height-adjustable push handles
- Folding leg supports with knee and calf cushions (height and depth adjustable)
- Anti-tilt supports (height-adjustable) and headrest (optimally adjustable height and inclination) fitted as standard
- Puncture-proof 24" PU drive wheels with quick-release axles and chrome-plated hand rims
- Accessories: abductor wedge, side supports, wheelchair tray, adapter plates to widen seat, and adapter set for pushing aid PowerStroll
- Care aid number: 50,45,07,2033
- Crash test according to ISO 7176-19: approved for passenger transport in vehicles in combination with all approved passenger and wheelchair restraint systems



Product		Multifunctional wheelchair Multitec		
Seat width		39 cm	44 cm	49 cm
without drum brake		900950100	900950200	900950300
with drum brake		900900100	900900200	900900300
Overall width without / with DB		60 cm / 65 cm	65 cm / 70 cm	70 cm / 80 cm
Weight without / with DB		31 kg / 32,5 kg	32 kg / 33,5 kg	34,5 kg / 13 kg
Technical Data				
Overall length				112 - 152 cm
Overall height				97 - 114 cm
Seat depth				42 - 48 cm
Seat height				45 cm
Seat angle from				-1° bis 19°
Backrest height				51 - 65 cm
Backrest angle				-3° bis 36°
Footrest adjustment				40 - 60 cm
Max. Load				135 kg

Accessories for  
Multifunctional wheelchair Multitec



Product	Order number
Multitec accessory package	900600903
<ul style="list-style-type: none"><li>• Easy to install and adjust</li><li>• Included in delivery: wheelchair tray (pc.) and side supports (pair) incl. mounting material</li><li>• The wheelchair tray and side supports are also available as individual accessories</li></ul>	



Product	Order number
Adapter set for PowerStroll	900600910
<ul style="list-style-type: none"><li>• Retrofit set</li><li>• Enables the PowerStroll pushing aid to be fitted</li><li>• PowerStroll not included</li></ul>	



Product	Order number
Abductor wedge	900600902
<ul style="list-style-type: none"><li>• Prevents slipping off the seat</li><li>• Easy to install and adjust</li></ul>	



Product	Order number
Lap belt XL	900300321
<ul style="list-style-type: none"><li>• Simple installation</li><li>• For additional security</li></ul>	



Product	Order number
Side supports (pair)	900600900
<ul style="list-style-type: none"><li>• Support upper body stability</li><li>• Easy to install and adjust</li></ul>	



Product	Order number
Footrest adapter set	900900943
Knob with screws for footrest	900900944
<ul style="list-style-type: none"><li>• for Multitec</li></ul>	



Product	Order number
Wheelchair tray	900600901
<ul style="list-style-type: none"><li>• Practical and comfortable</li><li>• Simplifies eating and drinking</li><li>• Easy to clean</li><li>• Easy to install</li></ul>	



More information about the Drive DeVilbiss Multitec accessories can be found by scanning the QR code.

VERSATILE AND  
MULTIFUNCTIONAL –  
THE MULTITEC  
CARE WHEELCHAIR



Transport Chair  
Travelite

- The ideal travel companion for car, plane, and train
- Stable, comfortable, and fits through any door
- Immediately ready to use and accompanies you wherever you want
- The soft seat surface and backrest offer comfort
- Including carrying bag for easy transport
- With a total weight of just 9.3 kg, ideal as hand baggage
- Folded in just a few easy steps
- Ensures maximum mobility



- Praktische Tragetasche    Carrying bag with transport    Collapsible



Product		Travelite
Order number		TC005
Technical Data		
Overall length		84 cm
Overall width		57 cm
Overall height		95 cm
Seat width x Seat depth		45 cm x 45 cm
Seat height		48 cm
Folded width		29 cm
Total weight		9,3 kg
Max. Load		115 kg

Transport Chair  
Expedition Plus

- The ideal travel companion for outdoors or at home
- Light, versatile, and folding
  - Dual-function brake (for braking and parking)
  - Cushioned backrest and seat surface made of washable nylon
  - Leg supports can be swiveled aside and removed
  - Including lap belt



- Backrest can be folded away    Leg supports can be swiveled    Collapsible



Product		Expedition Plus
Order number		EXP002BL
Technical Data		
Overall length		93 cm
Overall width		56 cm
Overall height		96 cm
Seat width x Seat depth		42 cm x 42 cm
Seat height		49 cm
Folded width		25 cm
Total weight		12 kg
Max. Load		130 kg

Transportstuhl  
D-Lite 12,5

- Lightweight aluminum frame
- Fold-down backrest
- 12.5" wheels
- Height-adjustable armrests
- Removable and swiveling leg supports
- Available in two seat widths
- Including brake for escort



- Backrest can be folded away    Leg supports can be swiveled    Height-adjustable push handle



Product		Seat width 45 cm	Seat width 50 cm
Order number		900800100	900800200
Technical Data			
Overall length		89 cm	89 cm
Overall width		61 cm	66 cm
Overall height		92,5 - 98 cm	92,5 - 98 cm
Seat width x Seat depth		45 cm x 39,5 cm	50 cm x 39,5 cm
Seat height		49 cm	49 cm
Folded width		28 cm	28 cm
Total weight		13,2 kg	13,3 kg
Max. Load		125 kg	125 kg

Transportstuhl  
D-Lite 24

- Lightweight aluminum frame
- Fold-down backrest
- 24" wheels
- Height-adjustable armrests
- Removable and swiveling leg supports
- Available in two seat widths



- Backrest can be folded away    Leg supports can be swiveled    Height-adjustable push handle



Product		Seat width 45 cm	Seat width 50 cm
Order number		900800300	900800400
Technical Data			
Overall length		101 cm	101 cm
Overall width		67 cm	72 cm
Overall height		93 - 98,5 cm	93 - 98,5 cm
Seat width x Seat depth		45 cm x 39,5 cm	50 cm x 39,5 cm
Seat height		49 cm	49 cm
Folded width		32 cm	32 cm
Total weight		14,4 kg	14,7 kg
Max. Load		125 kg	125 kg

Quad Cane  
M

- The quad cane offers maximum safety and ensures optimal stability
- The ergonomic hand grip sits comfortably and securely in the hand
- The height can be individually adjusted to the user
- The grip thrills with its high-quality finish



Secure and optimal footing



Product		Quad cane M
Order number		WS016
Technical Data		
Handle height		66 - 92 cm
Total weight		750 g
Max. Load		115 kg

Quad Cane  
L

- The quad cane offers maximum safety and ensures optimal stability
- The ergonomic hand grip sits comfortably and securely in the hand
- The height can be individually adjusted to 11 positions to suit the user
- The grip thrills with its high-quality finish



Secure and optimal footing



Product		Quad cane L
Order number		WS016L
Technical Data		
Handle height		75 - 100 cm
Total weight		1,3 kg
Max. Load		115 kg

Walking Cane  
HurryCane® Freedom Edition™


- The HurryCane® Freedom Edition™ is designed from top to bottom to give you more support and confidence with every step.
- 8 convenient height adjustments
  - 360 degree pivoting head
  - Freestanding design
  - Anodized aluminum shaft
  - Easily folds down for storage
  - Wrist strap and travel bag included



Floordisplay



Counterdisplay



With a wider base

folded

pivoting base gives you more stability

Product		black	blue	purple	red
Order number		HCANE-BK	HCANE-BL	HCANE-PR	HCANE-RD
Technical Data					
Handle height		77 - 95 cm			
Total weight		0,3 kg			
Max. Load		159 kg			

Double Adjustable  
Crutch

- Lightweight aluminium
- Crutch height adjusts
- Latex free
- Slip resistant, grey rubber ferrules



Product		Quad cane L
Order number		10452-30
Technical Data		
Handle height		65 - 91 cm
Cuff to Handgripp		22 - 28 cm
Max. Load		127 kg

# NEW NAMES FOR OUR SCOOTERS

Zippy, easy to understand, and impressive – what we demand not only from our scooters but also from their names.

Our previous scooter names were rather technically oriented and this is now about to change.

To convey meaningful images of each model to specialist dealers and our users, all of our scooters have been given new, fitting names.

The new names will be gradually introduced in the coming months.

To make this switch easier for you, we will use both the old as well as the new product name during this transition time.

## NEW SCOOTER LINES

Our scooter lines have also been given new names and a new structure. The three renamed lines should enable a better overview and a more accurate allocation of the scooters to the product series.

More information about the new lines can be found on the following pages.



## SCOOTER

STRONG LINE .....	71
ALLROUND LINE .....	75
FREEDOM LINE.....	79

The table below provides an overview of the new and previous scooter names.

PREVIOUS SCOOTER LINES	NEW SCOOTER LINES
Basic Line	FREEDOM
New Line	ALLROUND
Premium Line	STRONG

Our new allocation of the scooters in the product series.

PREVIOUS PRODUCT NAMES		NEW PRODUCT NAMES	
		SPARROW	> FREEDOM
SCOUT	> Basic Line	RAVEN	> FREEDOM
ST3	> Basic Line	CROW	> FREEDOM
ENVOY	> Basic Line	ENVOY	> ALLROUND
ST4D 2G	> New Line	TOURER	> ALLROUND
ST4D 2G PLUS	> New Line	TOURER PLUS	> ALLROUND
ST5D	> New Line	SPARK	> STRONG
ST5D PLUS	> New Line	BLAZE	> STRONG
ST6	> Premium Line	BLUSTER	> STRONG



## STRONG LINE

### HIGH-PERFORMANCE AND FAST SCOOTER

Our Strong Line scooters assure extraordinary power, highest quality and maximum comfort.



COMFORT  
& SAFETY



QUICK &  
ELEGANT



ROBUST  
& STRONG



INDIVIDUAL &  
EVERYWHERE

# Scooter BLUSTER

(ST6)

- Splash guard
- Bumper provides protection and safety
- High-quality 15" drive wheels with full suspension
- The beep volume can be adjusted using a key sequence on the display
- Full cover of the rear wheel with integrated luminous backlights
- Sporty design and aerodynamic construction
- Scooter slows speed automatically when going round bends
- Powerful motor



Multifunktions-  
display



Deluxe Kapitänssitz



Product	without battery	with 80 Ah battery
anthracite	950100810	950100820
red	950100910	950100920

Technical Data	
Speed	15 km/h
Battery capacity 2x	80 Ah
Motor capacity / Peak power	800 W / 1600 W
Turning radius	186 cm
Gradeability	16 %
Clearance	11 cm
Front tires / hinten	3,5 - 8
Dimensions (LxBxH)	160 x 72 x 136 cm
Seat width x Seat depth	58 cm x 56 cm
Width between armrest	55 cm
Weight without battery	120 kg
Max. Load	180 kg

# Scooter BLAZE

(ST5D PLUS)

- Attentive driving with daytime running light as standard
- New, integrated LED lighting technology reduces power consumption
- Non-slip throttles give a safe driving experience
- Volume of the beeps can be easily adjusted using the control panel
- Full suspension absorbs small bumps
- With the high-low mode, the speed can quickly be reduced to half the maximum speed




Modernes LED-  
Display



Vollfederung  
aller Räder



Armlehnen hö-  
henverstellbar



Product	without battery	with 80 Ah Battery
anthracite	950100415	950100425

Technical Data	
Speed	15 km/h
Battery capacity 2x	80 Ah
Motor capacity /	850 W /
Turning radius	166 cm
Gradeability	17 %
Clearance	9 cm
Front tires / hinten	330 mm / 13"
Dimensions (LxBxH)	140 x 68 x 132,5 cm
Seat width x Seat depth	51 cm x 47 cm
Width between armrest	62 cm
Total weight	124 kg
Max. Load	160 kg

# Scooter SPARK

(ST5D)

- Powerful motor
- Individual mounting on the front wheels with adjustable degree of suspension
- With the high-low mode, the speed can quickly be reduced to half the maximum speed
- The volume of the beeps can be easily adjusted using the display
- Elegant 8" aluminium rims with 13" low profile tyres
- The basket included
- The tiller is infinitely adjustable



Einfaches Be-  
dienteil



Vollfederung  
aller Räder



Armlehnen hö-  
henverstellbar



Product	without battery	with 80 Ah battery
anthracite	950100410	950100420

Technical Data	
Speed	15 km/h
Battery capacity 2x	80 Ah
Motor capacity / Peak power	850 W / 1300 W
Turning radius	160 cm
Gradeability	18 %
Clearance	10 cm
Front tires / hinten	100/60 - 8
Dimensions (LxBxH)	144 x 68 x 136 cm
Seat width x Seat depth	51 cm x 47 cm
Width between armrest	62 cm
Weight without battery	93 kg
Max. Load	160 kg

# Wireless Diagnostic Tool WDT



When you rely on the service of a scooter, the power supply from the battery must be guaranteed.

In practice, if the battery is not handled correctly, it may not provide its optimum performance or may fail completely.

But in most cases, the battery is not the problem, it has more to do with the way the battery is handled, the charging behaviour or the charger.

Using the Wireless Diagnostic Tool (WDT), the cause of an apparently defective battery can be accurately diagnosed and the fault can be actively resolved.

The WDT can read and analyse all the data from the charger on the usage, condition and capacity of the battery: Simply connect it to the charger using the USB and then read the data to a PC, laptop, Smartphone or tablet using a WiFi connection.

## READ OUT:

- Number of activated charging procedures
- Completed charges
- Interrupted charges
- Deep discharges
- Number of stand-by hours
- Charging hours
- Charging data such as, for example, charged Ah
- Charging time
- Charging voltage
- Error messages and current measurement data (Current and voltage)



Technische Daten	
Artikelnummer	950600310
Interner Li-Ionen-Akku	3,6 V - 2,9 Ah - 10 Wh
Ladezeit interner Li-Ionen-Akku	Max. 7 Stunden
Gesamtbreite	9,2 cm
Gesamtiefe	8,2 cm
Gesamthöhe	2,8 cm
Statusanzeige	LED
Passend für alle Scooter mit c-Go-Ladegerät, Impuls-S-Ladegerät	



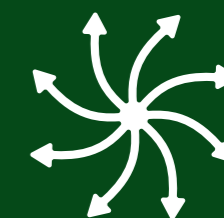
## ALLROUND LINE

### VERSATILE, FLEXIBLE SCOOTER

Our Allround scooters are versatile supporters which accompany you everywhere, at any place or time.



CLEVER &  
SMART



UNIVERSELL  
& VIELSEITIG



STADT &  
NATUR



SPORTIV &  
DYNAMISCH

Scooter

TOURER PLUS

- (ST4D 2G PLUS)
- The latest lighting technology reduces battery consumption
  - With the high-low mode, the speed can quickly be reduced to half the maximum speed
  - Identical model also available as 12 km/h scooter
  - Lockable steering column which can be adjusted to suit
  - Sleek, agile design



Product	without battery	with 50 Ah batteries
anthracite	950100315	950100325
red	950100316	950100326

Technical Data	
Speed	12 km/h
Battery capacity 2x	50 Ah
Motor capacity	700 W
Turning radius	140 cm
Gradeability	17 %
Clearance	8 cm
Front tires / hinten	11"
Dimensions (LxBxH)	120 x 64 x 115,5 cm
Seat width x Seat depth	46,5 cm x 49 cm
Width between armrest	55 cm
Weight without battery	71,2 kg
Max. Load	136 kg

Scooter

TOURER

- (ST4D 2G)
- The latest lighting technology reduces battery consumption
  - With the high-low mode, the speed can quickly be reduced to half the maximum speed
  - Identical model also available as 12 km/h scooter
  - Lockable steering column which can be adjusted to suit
  - Sleek, agile design




Product	without battery	with 50 Ah batteries
anthracite	950100351	950100356
red	950100361	950100366

Technical Data	
Speed	6 km/h
Battery capacity 2x	50 Ah
Motor capacity	500 W
Turning radius	140 cm
Gradeability	17 %
Clearance	8 cm
Front tires / hinten	11"
Dimensions (LxBxH)	120 x 64 x 115,5 cm
Seat width x Seat depth	46,5 cm x 49 cm
Width between armrest	55 cm
Weight without battery	70,5 kg
Max. Load	136 kg

Scooter

ENVOY

- (BL350 Envoy)
- Inspiring in its design, impressive in its efficiency, and captivating in its versatility.
- There is a good reason the Envoy is among the most popular scooters – its unique agility is impressive and guarantees plenty of driving pleasure. With numerous equipment features and a modern design, it guarantees mobility.



PU-tires	without battery	36 Ah batteries	50 Ah batteries
gray metallic	950200150-0	950200150-36	950200150-50
pneumatic tires	without battery	36 Ah batteries	50 Ah batteries
gray metallic	950200100-0	950200100-36	950200100-50
cherry-red	950200200-0	950200200-36	950200200-50

Technical Data	
Speed	6 km/h
Battery capacity 2x	34/50 Ah
Motor capacity / Peak power	400 W / 500 W
Turning radius	135 cm
Gradeability	9° / 16 %
Clearance	8 cm
Front tires / hinten	10" (260 mm)
Dimensions (LxBxH)	119 x 58 x 103 cm
Seat width x Seat depth	46 cm x 39 cm
Width between armrest	67 cm
Weight without battery	76 kg
Max. Load	160 kg

- With two rear view mirrors as standard
- First-class, comfortable full suspension, as well as adjustment of all wheels to suit your needs
- Large foot area
- Chic, modern design
- Also available with pneumatic tyres







## FREEDOM LINE

### COMPACT, TRANSPORTABLE SCOOTER

With our freedom scooters you are able to move freely and without any restrictions. Particularly suitable for transport.



AGILE &  
COMPACT



HANDY &  
LIGHTWEIGHT



FREE &  
FLEXIBLE



DAILY LIFE  
& HOLIDAY

Scooter  
**CROW**

- (ST3)
- Can be disassembled without tools
  - Small and maneuverable
  - Lots of legroom despite the compact size
  - LED illumination for good visibility
  - Rear suspension for a comfortable ride
  - Available in the colors red and anthracite



 **AVAILABLE FROM  
MAY 2022**

Technical Data	
Speed	6 km/h
Battery capacity 2x	22 Ah
Motor capacity	250 W
Turning radius	145 cm
Gradeability	14 %
Clearance	52 cm
Front tires	225 mm
Rear tires	225 mm
Dimensions (LxBxH)	112 x 59 x 93,5 cm
Seat width	46 cm
Total weight	55 kg
Max. Load	136 kg

Scooter  
**RAVEN**

- (BL270 SCOUT AIR)
- Can be disassembled quickly without the need for tools
  - Low net weight
  - Clear control panel
  - Small turning circle
  - Standard pneumatic tyres
  - Anti-tip wheels



Product	BL270 Scout Air
red	MS025RD-G-AIR

Technical Data	
Speed	6 km/h
Battery capacity 2x	20 Ah
Motor capacity / Peak power	270 W / 500 W
Turning radius	99 cm
Gradeability	14 %
Clearance	6 cm
Front tires / hinten	200 x 50 mm
Dimensions (LxBxH)	108 x 48 x 91 cm
Seat width x Seat depth	43 cm x 36 cm
Width between armrest	50 cm
Weight without battery	34 kg
Max. Load	130 kg

Scooter  
**SPARROW**

- Steering column with adjustable height and angle
- Removable armrests for additional comfort
- Remote-controlled folding procedure
- Well-lit driving with the LED headlights
- Illuminated and digital LCD display



 **AVAILABLE FROM  
JULY 2022**

Technical Data	
Speed	8 km/h
Battery capacity 2x	22 Ah
Motor capacity	250 W
Turning radius	145 cm
Gradeability	14 %
Clearance	52 cm
Front tires	225 mm
Rear tires	225 mm
Dimensions (LxBxH)	112 x 59 x 93,5 cm
Seat width	46 cm
Total weight	55 kg
Max. Load	136 kg

**POWER UP  
YOUR LIFE**

**EASINESS.  
INDEPENDENCE.  
QUALITY OF LIFE.**



Accessories for Scooter

1		<b>Product</b> Top case compact	<b>Order number</b> 950500100 950500500 • Capacity: approx. 30 litres
2		<b>Product</b> Top case, large	<b>Order number</b> 950100101 • Capacity: approx. 47 liters • Support surface (WxL) approx. 37 x 28.5 cm • Perfect transport aid for your scooter • Quickly removable without tools
3		<b>Product</b> Walking aid/rollator holder Armrest mounting Square tube mounting	<b>Order number</b> 950000365 950000089 • Easy to install
4		<b>Product</b> Cane holder Square tube mounting	<b>Order number</b> 950000029 • Easy to install
5		<b>Product</b> Oxygen bottle holder	<b>Order number</b> 950500113 • Easy to install
6		<b>Product</b> Basket, rear	<b>Order number</b> 950000090 • Easy to install
7		<b>Product</b> Front basket (picture varies depending on model) Scooter Envoy / Scout Scooter ST4D / Plus / ST5D -	<b>Order number</b> 950000775 950001404
8		<b>Product</b> Scooter bag for the backrest	<b>Order number</b> RT-5026 • Dimensions: (LxWxD) 40 x 43 x 24 cm
9		<b>Product</b> Scooter saddle bag	<b>Order number</b> RT-5022 • Dimensions: (LxWxD) 43 x 32 x 8 cm
10		<b>Product</b> Wheelchair / scooter ramp	<b>Order number</b> STDS1097 • Dimensions: (LxW) 183 x 76 cm / Folded 38 cm • Weight ca. 15 kg • Transport bag included
11		<b>Product</b> Rain poncho blue red	<b>Order number</b> RT-SC001 RT-SC004 • Ideal protection in the rain
12		<b>Product</b> Rain jacket	<b>Order number</b> 319 • Ideal protection in the rain
13		<b>Product</b> Scooter garage Size M Size L Size XL	<b>Order number</b> RT-2993 RT-4443 RT-4444
15		<b>Product</b> Cane holder with bag for Scooter ST6, ST5D & ST4D	<b>Order number</b> 950001282 • Dimensions: (LxWxH) 37 x 22 x 41 cm • 10 kg Loading
16		<b>Product</b> Seat suspension (48 mm increase) for Scooter ST4D / Plus for Scooter ST5D for Scooter ST6	<b>Order number</b> 950001460 950001283 950001603
		<b>Scooter accessory package</b>	<b>RT-SCPACK</b>
			<b>Scooter shopping bag</b> • Only available in the Scooter Accessory Package • Attaches to the armrest
			<b>Backpack with cane holder</b> • Only available in the Scooter Accessory Package • Attaches to the backrest • Incl. stick holder • Ideal for shopping and small items
			<b>Shopping bag / Rain Cover for front basket</b> • Only available in the Scooter Accessory Package
			<b>Shopping bag</b> • Only available in the Scooter Accessory Package • Attaches to the armrests
			<b>Scooter garage</b> • Only available in the Scooter Accessory Package • Protection from dirt and rain



For more information visit our website!

Compatibility Scooter accessories

Nr.	Order number	Produkt (Beschreibung)	BLUSTER (ST6)	BLAZE (ST5D PLUS)	SPARK (ST5D)	TOURER PLUS (ST4D 2G PLUS) /	TOURER (ST4D 2G)	ENVOY	RAVEN (SCOUT)
1	950500100	Top case compact, (ca. 30L) L: 36 x B:44 x H:29 cm							
2	950100101	Top case, large, (ca. 47 L) L:45 x B:35 x H:30 cm							
3	950000089	Walking aid/rollator holder, Square tube mounting							
4	950000029	Cane holder, Square tube mounting							
5	950500113	Oxygen bottle holder							
6	950000090	Basket, rear (L: 44 x B: 44 x H: 23 cm)							
7	-	Front basket (picture varies depending on model)							
8	RT-5026	Scooter bag for the backrest (B: 40 x H: 43 x T: 24 cm)							
9	RT-5022	Scooter saddle bag (L: 43 x B: 32 x T: 8 cm)							
10	STDS1097	Wheelchair / scooter ramp							
11	RT-SC001	Rain poncho blue							
11	RT-SC004	Rain poncho red							
12	319	Rain jacket (Bodysize 190 / Clothing size 54   XXL)							
13	RT-2993	Scooter garage M, (L: 120 x B: 65 x H: 95 cm)							
13	RT-4443	Scooter garage L, (L: 140 x B: 71 x H: 100 cm)							
13	RT-4444	Scooter garage XL, (L: 155 x B: 80 x H: 125 cm)							
14	SCGARAGE	Scooter garage, folding, L: 198 x B: 98 x H: 133 cm							
15	950001282	Cane holder with bag for Scooter ST4D, ST5D & ST6							
16	950001603	Seat suspension (48 mm increase) for ST6							
16	950001283	Seat suspension (48 mm increase) for ST5D							
16	950001460	Seat suspension (48 mm increase) for ST4D / Plus							
17	RT-SCPACK	Scooter accessory package							

The compatibility list only shows which accessories match which scooters, it does not show how many accessory items can be fitted onto a scooter at the same time.

Please check whether the combination of accessories is technically viable!  
If you have any questions, please contact Customer Service.

not possible

optional

Serie

Accessories for scooters discontinued models

1	950500500	Top case, large (ca. 30L) L: 36 x W:44 x H:29 cm	Only fo Royale, Cobra, Santis
3	950000365	Holder for walker and rollator (armrest mounting)	Only Royale, Cobra, Santis und Supreme



## Homecare

---

### LIFT, TRANSFER & CARE

OVERBED TABLE .....	86
PATIENT LIFT .....	87
SLINGS .....	90
SLINGS COMPATIBILITY .....	92
SLINGS SIZING GUIDE .....	

### PRESSURE CARE

ALTERNATING PRESSURE SYSTEM .....	96
STATIC FOAM MATTRESS .....	98
SEAT CUSHION .....	100

## Overbed table SuppliTo

- Continuous height adjustment
- Virtually tool-free disassembly
- 4 smooth-running rollers, 2 with brakes
- Flexible use in the patient room
- Individual inclination adjustment of the table top with inclination fixation



Also available in wood optic



Product	white-grey	wood optic
Order number	860000001	860000003
-		
Technical Data		
Overall height	71 - 116 cm	
Length tabletop	60 cm	
Width tabletop	40 cm	
tilt adjustment	0 - 90 °	
Total weight	8 kg	
Max. Load	10 kg	

## Overbed table SuppliTo twinTop

- Easy to fold up
- Tool-free assembly and disassembly
- 4 smooth-running rollers, 2 with brakes
- Additional table top
- Flexible use in the patient room



Also available in wood optic



Product	white-grey	wood optic
Order number	860000002	860000004
-		
Technical Data		
Overall height	71 - 93 cm	
Maße Tischplatte (LxB) groß	60 x 40 cm	
Maße Tischplatte (LxB) klein	20 x 40 cm	
tilt adjustment	0 - 50° in 7 steps	
Total weight	9 kg	
Max. Load	10 kg	

## Lift aid Novaltis

- Very compact and handy device for sit/stand transfer
- Ergonomic handle allowing an optimal position of the hands for pushing, whatever the size of the user
- Very smooth-running double ball bearing wheels Ø 75 mm
- Adjustable rubber heel straps
- High and thick double gutter leg rest cushion, adapting without adjustment to all patient profiles and absorbing movements during transfer



Product	Novaltis
Order number	SR2910000-EU
-	
Handle height	79 - 101 cm
Overall chassis width	61 cm
Overall chassis length	94 cm
Base height	90 cm
Internal leg spacing	54 - 81 cm
Total weight	39 kg
Max. Load	175 kg

## Standard Lumbar Strap for Novaltis

- Ergonomic and comfortable strap specially designed for standing transfer with NOVALTIS
- It is available in 2 sizes
- Max. load: 200 kg



Product	Standard Lumbar Strap
Medium	SR3701000
Large	SR3702000

## Lumbar strap with high backrest for Novaltis

- Ergonomic and comfortable strap specially designed for standing transfer with NOVALTIS
- Has a back support for the transfer of patients with a lack of back tone.



Product	Lumbar Strap with high backrest
Medium	SR3703000
Large	SR3703001

Patient Lift  
Samssoft 175

- Versatile and powerful
- Can be broken down into two sections for easy transport and handling without tools
- Reinforced steel frame for maximum safety
- Large adjustment range of the chassis spread
- Easy and quick battery charging
- Supplied with a sling as standard, optionally in size M or L



Reinforced steel frame



includes a standard sling



Lock for chassis expansion



Product		Samssoft 175
Order number		SR2870000
Technical Data		
Dimensions (LxW)		173 x 63 cm
Height difference		55 cm - 173 cm
Expansion area		54 cm - 83 cm
Clearance		9 cm
Turning radius		144 cm
Total weight		38,4 kg
Max. Load		175 kg

Patient Lift  
Samssoft Electric Hoist

- Fully electrical operation, electrical lifting and leg opening, ideal for positioning the hoist
- Lightweight frame
- For ease of manoeuvrability, all castors are 360 swivel with low friction bearings and spindle
- Ergonomic push handles
- Electrically powered leg opening
- Compact for easy access through standard 63cm doorways



Excellent vertical storage option



Rear castors include brakes



Electric leg opening



Product		Samssoft Electric Hoist
Order number		SR2810200-ALL
Technical Data		
Dimensions (LxW)		135 x 63 cm
Height difference		55 cm - 174 cm
Expansion area		52 cm - 96,5 cm
Clearance		9,5 cm
Turning radius		142 cm
Total weight		38,7 kg
Max. Load		175 kg

Patient Lift  
Hermes

- Heavy-duty patient lifter, lifting capacity up to 250 kg
- Extra-reinforced steel frame
- Electric chassis spreading for effortless maneuvering
- Low base frame height for easy movement beneath furnishings
- Four-point transport frame with protective covering
- Manual emergency lowering
- Double, full-rubber casters, diameter 100 mm



Reinforced steel frame



Spreader bar for slings



Product		Hermes
Order number		SR2310000
Technical Data		
Dimensions (LxW)		136 x 74 cm
Height difference		51 cm - 177 cm
Expansion area		60 cm - 110 cm
Clearance		11,4 cm
Turning radius		300 cm
Total weight		57 kg
Max. Load		250 kg

Accessories  
Scale for patient lift

- Easy to handle
- Including fastening kit for Samssoft 175 & Hermes
- Adjustable automatic switch-off
- Battery-powered (3 x AA - included on delivery)



Includes installation kit



Suitable for Samssoft 175 or Hermes



Product		Scale for Patient Lift
Scale for Samssoft 175 / Samfost electric Hoist		SR2820400
Scale for Hermes		SR2321000
Technical Data		
Width		81 mm
Depth		46 mm
Hight		265 mm
Digit step		100 g
Weight		620 g
Max. Load		300 kg

SAFE AND COMFORTABLE

Our high-quality range of slings offers a multitude of versions, which enable comfortable transfers.



Universal sling  
Comfort

- The universal sling
- Quick to put on
- Good support in the back and pelvis area
- Made of polyester
- Max. load: 200 kg



Product	Universal sling Comfort
Small	610000011
Medium	610000012
Large	610000013
Extra Large	610000014

Universal sling  
Comfort with head support

- Ideal for patients who require head support
- Good support in the back and pelvis area
- Cushioned leg support for additional comfort during transfers
- Made of polyester



Product	Polyester	Mesh
Small	610000021	610000031
Medium	610000022	610000032
Large	610000023	610000033
Extra Large	610000024	610000034

Toilet sling  
with head support

- The toilet sling enables effortless transfer for patients with good upper body control
- Offers extensive freedom of movement in the shoulder and arm area
- With wide body belt, reinforced back, extension straps at the side, and low hip area



Product	Toilet sling with head support
Small	610000001
Medium	610000002
Large	610000003
Extra Large	610000004

Sling  
In Chair Hammock Comfort

- Ideal for decubitus and pain patients or for long periods of sitting
- Optimal patient comfort thanks to seamless bottom area and thinner quilting of the leg strap
- Reduces pressure and shear force thanks to the three-dimensional, multi-elastic 'spacer' knitted fabric
- Max. load: 300 kg



Small	Medium	Large
4101BE	4102BE	4103BE

Full body  
Comfort with head support

- The Hammock full body sling offers optimal support in the sacral and thigh area
- Also suitable for leg amputees
- Sling made of polyester or breathable mesh material available



Product	Polyester	Mesh
Small	610000041	610000051
Medium	610000042	610000052
Large	610000043	610000053
Extra Large	610000044	610000054

Hebetuch  
Split Leg in Chair Hammock

- Ideal for decubitus and pain patients or for long periods of sitting
- Seamless bottom area and thinner quilting of the leg strap
- Reduces pressure and shear force thanks to the three-dimensional, multi-elastic 'spacer' knitted fabric
- Max. load: 300 kg



Small	Medium	Large
4001BE	4002BE	4003BE

SLINGS

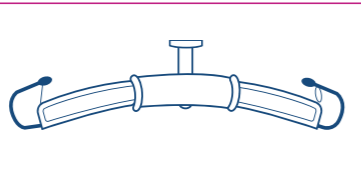
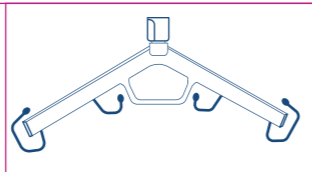
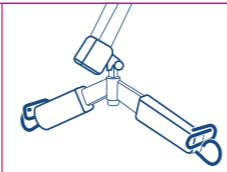
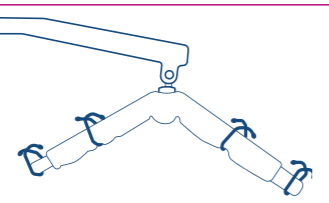
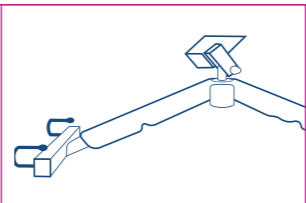
Declaration of compatibility

Drive Medical GmbH & Co. KG hereby confirms that slings from Drive DeVilbiss are compatible with mobile patient lifts and fixed ceiling lifts which are equipped with a suspended system with open or closed hooks. To do this, the hooks must be able to take a strap loop which is 25 - 40 mm wide and keep it under tension. The compatible patient lifts and ceiling lifts must be equipped with a 2, 4 or 6 point spreader bar.

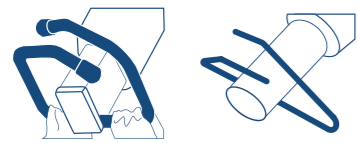
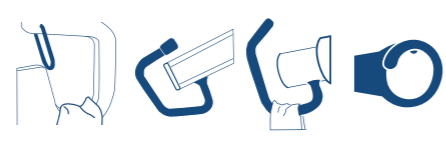

THE FOLLOWING SPREADER BARS ARE COMPATIBLE WITH DRIVE DEVILBISS SLINGS




Plastic loops and perforated metal eyelets are not compatible!

2, 4, 6 point spreader bar, double and/or single hooks			
Double 4-point spreader bar, double and/or single hooks			

THE FOLLOWING HOOKS ARE COMPATIBLE WITH DRIVE DEVILBISS SLINGS

Hook mounted vertically: curved without closing clip	Hook mounted in the longitudinal axis: curved/spiral shape with or without closing clip	Hook mounted vertically and in the longitudinal axis: curved/spiral shape
		



The list of spreader bar shapes with the corresponding hook is not exhaustive, if the spreader bar shape with the corresponding hook used is not listed here, please contact us and we will check the compatibility.

SLING SIZING GUIDE

For a transfer with a stationary or mobile lift to be as safe and comfortable as possible, it is very important that the lifting sling is the right size and that the model is appropriate for the particular user and lifting situation. To determine which model, size and material are most suitable for the individual user, individual trial fitting is always necessary.

This guide aims to give you an idea of the size you require. Sit to A full evaluation and risk assessment should be carried out by a qualified person.

Once you have decided on a sling model, the next step is to select the size of the sling. To do this it is useful to consider the height of the patient, and in addition, the chest or waist size, as shown in the following table:

GIRTH	HEIGHT	SLING SIZESLING	COLOR
68 - 91 cm	129 - 150 cm	SMALL	RED
79 - 104 cm	147 - 168 cm	MEDIUM	YELLOW
102 - 129 cm	165 - 178 cm	LARGE	GREEN
124 - 150 cm	170 - 183 cm	EXTRA LARGE	BLUE

TAKING THE MEASUREMENTS

Using a soft measuring tape take and record the measurements as below.

GIRTH

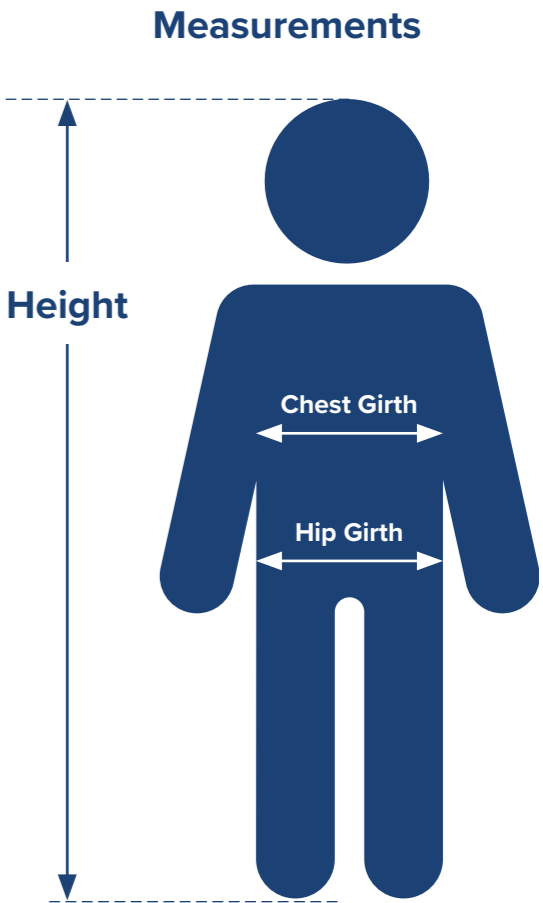
For men and children this is the measurement around the chest measured just under the arms or for women around the hips, this measurement can be done lying down or in a seated position.

HEIGHT

For accuracy this is best carried out with the patient in a lying position, if measured in sections i.e. nape of neck to coccyx and coccyx to back of knee etc, the resulting measurements almost always end up with the patient being taller than they actually are.

Once the girth and height is known look to the chart for the sling size that closely matches the measurement taken, If in doubt seek advice from your clinician or call our customer services team.

Please Note: This is a guide only





## HEMOCARE


### PRESSURE CARE

ALTERNATING PRESSURE SYSTEM .....	96
STATIC FOAM MATTRESS .....	98
SEAT CUSHION .....	100

Mattress system  
Hybrid Power

- The Hybrid-Power mattress combines the pressure redistribution properties of high specification foam, with alternating pressure relief.
- Cover can withstand a higher concentration of cleaning substances and offers greater resistance to abrasion
- High frequency welded seams protect against fluid ingress
- 360° zip to prolong longevity
- High specification foam combined with alternating cells
- Zonal mattress surface gives additional support to vulnerable
- NEW full width heel zone areas
- Recommend as therapeutic support for all decubitus categories (1 to 4) and for prophylaxis in patients up to a very high- decubitus risk

\*For people who can change their lying position regularly themselves or with help

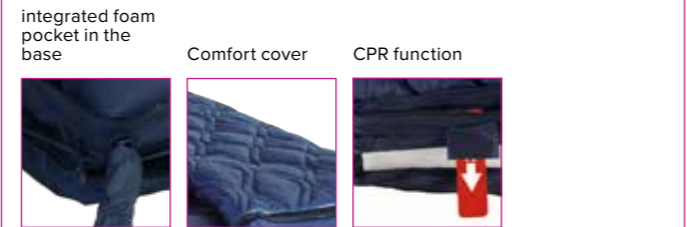


Product		Hybrid Power
Order number		HYB/POWER
Technical Data		
Pump		
Dimensions (WxDxH)		25,4 x 13 x 9,5 cm
Total weight		2,5 kg
Power Supply		220 - 240 V, 50 - 60 Hz, 0,25 A
Input		16 W
Operating cycle		10 mins
Mattress		
Dimensions (LxWxH)		198 x 88 x 16 cm
User weight		max. 254 kg

Alternating pressure system  
MED AIRE DuoWave

- Individual adjustment of the cell pressure to the weight of the patient, both lying and sitting
- Individually usable thanks to possible static pressure-relief positioning
- Continuous, manual cell pressure adjustment based on a weight scale
- Bi-elastic, quilted, and breathable cover
- Fast repair of the overlay is possible thanks to individual air cell exchange
- Recommend as therapeutic support for all decubitus categories (1 to 4) and for prophylaxis in patients up to high-decubitus risk

\*For people who can change their lying position regularly themselves or with help



Product		MED AIRE DuoWave
Order number		820000200
Technical Data		
Pump		
Dimensions (WxDxH)		28 x 10 x 20 cm
Total weight		2,2 kg
Power Supply		230 V, 50 Hz
Input		12 W
Pressure range		30 - 60 mbar
Mattress		
Dimensions (LxWxH)		200 x 90 x 14 cm
User weight		36 kg - 150 kg

Alternating pressure system  
MED AIRE FlexWave

- This mattress replacement system combines flexible user settings with maximum comfort,
- Sitting & care function plus static pressure-relief positioning
  - Automatic cell pressure adjustment in case of patient position change
  - Manual weight adjustment possible
  - With intelligent, automatic start/stop
  - Recommend as therapeutic support for all decubitus categories (1 to 4) and for prophylaxis in patients up to a very high- decubitus risk

\*For people who can change their lying position regularly themselves or with help



Product		MED AIRE FlexWave
Order number		820000300
Technical Data		
Pump		
Dimensions (WxDxH)		36 x 13,5 x 25 cm
Total weight		3,9 kg
Power Supply		230 V, 50 Hz
Input		25 W
Pressure range		10 - 50 mbar
Mattress		
Dimensions (LxWxH)		200 x 88 x 20 cm
User weight		20 kg - 200 kg



Foam mattress  
GRAVIMED Multiflexx

- Special, very soft foam top layer
- Middle layer consisting of passively acting, viscoelastic special foam
- Stabilizing HR foam base
- Also suitable for cachectic patients
- Recommend as therapeutic support for all decubitus categories (1 to 4) and for prophylaxis in patients up to a very high- decubitus risk

\*For people who can change their lying position regularly themselves or with help



3-layer foam construction



incl. water resistant and vaporpermeable cover with overlapping zipper



Product		GRAVIMED Multiflexx
190 x 90 cm		820100300
200 x 90 cm		820100310
200 x 100 cm		820100320

Technical Data	
Overall height	16 cm
Density	RG: 40 50 50 kg <sup>3</sup>
Total weight	13 kg
User weight	20 kg - 135 kg

Foam mattress  
GRAVIMED Protexx

- Highly-elastic HR foam surface for increased lying comfort
- Stabilizing PU foam base with intelligent cutting technology ensures improved breathability and a pleasanter bed climate
- With heel comfort zone for specific pressure distribution in the heel area
- Recommend as therapeutic support for all decubitus categories (1 to 4) and for prophylaxis in patients up to a high- decubitus risk

\*For people who can change their lying position regularly themselves or with help



2-layer mattress with intelligent cutting technology



incl. water resistant and vaporpermeable cover with overlapping zipper



Product		GRAVIMED Protexx
190 x 90 cm		820100200
200 x 90 cm		820100210
200 x 100 cm		820100220

Technical Data	
Overall height	14 cm
Density	RG: 35 35 kg <sup>3</sup>
Total weight	11 kg
User weight	30 kg - 140 kg

Foam mattress  
GRAVIMED Simplexx

- High-quality HR foam with special multi-zone, cube-shaped cutting ensures ergonomic body adaptation, increased flexibility, and a pleasant bed climate
- With heel comfort zone for specific pressure distribution in the heel area
- Recommend as therapeutic support for all decubitus categories (1 to 4) and for prophylaxis in patients up to medium- decubitus risk

\*For people who can change their lying position regularly themselves or with help



Heel comfort zone



incl. water resistant and vaporpermeable cover with overlapping zipper



Product		GRAVIMED Simplexx
190 x 90 cm		820100100
200 x 90 cm		820100110
200 x 100 cm		820100120

Technical Data	
Overall height	12 cm
Density	RG: 40 kg <sup>3</sup>
Total weight	10 kg
User weight	0 - 135 kg

Foam mattress  
GRAVIMED Baritexx

- Lying area made of viscoelastic foam adapts to the body contour and weight; for optimal pressure relief and distribution with low temperature dependency
- Base and middle layer made of stabilizing HR foam
- Integrated cutting technology for increased lying comfort
- Recommend as therapeutic support for all decubitus categories (1 to 4) and for prophylaxis in patients up to a very high- decubitus risk

\*For people who can change their lying position regularly themselves or with help



Viscoelastic bed surface, 3-layer mattress



incl. water resistant and vaporpermeable cover with overlapping zipper



Product		GRAVIMED Baritexx
200 x 90 cm		820100410
200 x 100 cm		820100420
200 x 120 cm		820100430
Other sizes on request		

Technical Data	
Overall height	16 cm
Density	RG: 50 60 60 kg <sup>3</sup>
Total weight	13 kg
User weight	80 kg - 250 kg

YOU HAVE PRESSURE PROBLEMS?

WE GOT THE SOLUTION!

Seat cushion  
D-Q-SiT Gel

- Optimal adaptation to the ischial tuberosity thanks to visco foam with integrated silicone gel
- Reduction of contact pressure through specific pressure distribution
- Recommend as therapeutic support for all decubitus categories (1 to 4) and for prophylaxis in patients up to a medium- decubitus risk
- Special D-Q SiT protect cover - for incontinence protection, reduced shear force, and optimal breathability
- Fits on virtually all standard, lightweight, and multi-function wheelchairs as well as care chairs

\*For people who can change their lying position regularly themselves or with help



silicon gel plate inside



Product		Seat cushion D-Q-SiT Gel
40 x 35 cm		820200200
40 x 40 cm		820200210
40 x 45 cm		820200220
45 x 45 cm		820200230
45 x 50 cm		820200240
Technical Data		
Overall height		7 cm
Weight		1 kg
Max. Load		120 kg

Seat cushion  
D-Q-SiT Air 6 / 10

- Individually adjustable, therefore also suitable as a positioning seat cushion
- Recommend as therapeutic support for all decubitus categories (1 to 4) and for prophylaxis in patients up to a very high- decubitus risk
- Special D-Q SiT protect cover - for incontinence protection, reduced shear force, and optimal breathability
- Versatile seat cushion, available in 2 heights, optionally with 1 or 2 Valve
- Fits on virtually all standard, lightweight, and multi-function wheelchairs as well as care chairs

\*For people who can change their lying position regularly themselves or with help



Air 6      Air 10



D-Q-SiT Air 6	1 Chamber	2 Chamber
40 x 40 cm	820200310	820200510
40 x 45 cm	820200320	820200520
45 x 45 cm	820200330	820200530
45 x 50 cm	820200340	820200540

D-Q-SiT Air 10	1 Chamber	2 Chamber
40 x 40 cm	820200410	820200610
40 x 45 cm	820200420	820200620
45 x 45 cm	820200430	820200630
45 x 50 cm	820200440	820200640
-		

Technical Data		D-Q-SiT Air 6	D-Q-SiT Air 10
Overall height		6 cm	10 cm
Weight		1,5 kg	1,5 kg
Max. Load		150 kg	200 kg




## RESPIRATORY

OXYGEN CONCENTRATOR.....	104
OXYGEN FILLING STATION.....	106
OXYGEN CONSERVER.....	107
SUCTION THERAPY .....	108
AEROSOL THERAPY.....	109
DIAGNOSTICS .....	111

5L Oxygen Concentrator  
Compact 525

- Stationary 5-litre oxygen concentrator
- Increases patient comfort while simultaneously reducing operating costs
- Integrated OSD® sensor for continuous oxygen concentration measurement
- The 525KS is very easy to move thanks to the attached casters and its integrated handle
- Oxygen outlet equipped with fire protection adapter
- Assembled in the USA




Product		Compact 525 5-liter
Order number		525KS

Variants		order number
Compact 525 incl. starter kit		525KS-KIT
Compact 525 with 5 year warranty		525KS-5
Compact 525 with 5-year warranty and starter kit		525KS-KIT-5

Technical Data	
Dimensions (WxDxH)	34,2 cm x 30,4 cm x 62,2 cm
Flow rate	0,5 l/min - 5 l/min
Oxygen concentration	93 % ± 3 %
Power Supply	230 V, 50 Hz
Total weight	16,3 kg

10L Oxygen Concentrator  
Compact 1025

- Stationary 10-litre oxygen concentrator
- Integrated OSD® sensor for continuous oxygen concentration measurement
- Front label with universal icon symbols and LED lights
- Additional auxiliary oxygen outlet on the rear side of device enables user to fill oxygen cylinders associated with transfilling devices
- Oxygen outlet equipped with fire protection adapter
- Assembled in the USA



Product		Compact 1025
Order number		1025KS

Technical Data	
Dimensions (WxDxH)	34,2 cm x 30,4 cm x 62,2 cm
Flow rate	2 l/min - 10 l/min
Oxygen concentration	87% - 96%
Power Supply	230 V ~50 Hz
Total weight	19 kg

Portable  
Oxygen Concentrator iGo2


- Patented SmartDose™ technology
- Extremely sensitive respiration detection (trigger)
- Approved for use on aircraft
- Including practical carrying bag
- Small, light, and handy
- Integrated OSD® sensor for continuous oxygen concentration measurement
- Assembled in the USA



Application example



Scan QR Code for more info



Product		iGo2
Order number		125K

Technical Data	
Dimensions (WxDxH)	8,9 cm x 21,8 cm x 21,3 cm
Sound level	37 dBA
Oxygen concentration	90% +4/-3
Maximum O2 Production	1014 ml
Power Supply	100-240 V 50/60 Hz
Total weight	2,2 kg

Oxygen Analyzer  
UltraMaxO2

The UltraMaxO<sub>2</sub> analyzer was developed to check the oxygen concentration at a glance, including the flow and output pressure of oxygen concentrators. Its advanced design offers high performance and reliability. The UltraMaxO<sub>2</sub> oxygen analyzer offers the following advantageous characteristics:

- Precise measurement of the O<sub>2</sub> flow and pressure
- Integrated oxygen sensor; no replacement of the oxygen sensor necessary
- No calibration on site
- Self-diagnosis
- Shielded and reinforced sample gas inlet
- Including silicone sleeve for increased durability
- 36-month warranty
- Maintenance-free
- Assembled in the USA



Product		UltraMaxO2
Order number		R221P11-001

Technical Data	
Dimensions (WxDxH)	8,6 cm x 2,5 cm x 12,9 cm
Oxygen Measurement Range	20,9% - 96 %
Flow Measurement Range	0 - 10 l/min
Pressure Measurement Range	0,5 - 50 PSI
Total weight	181 g

Carrying Bag  
for Cylinder (1.2 & 1.8L)

- Ideal for mobile use
- The internal belt system ensures that the oxygen bottle is secured in place
- Can be used as a shoulder bag and backpack
- Fits the Drive Trolley

For various bottle sizes



Mounting for trolley




Can be used as a backpack



Product		Bag for oxygen bottle
Order number		EX3000D-651DE

# Oxygen Filling Station iFill

- The iFill oxygen filling station ensures an unlimited supply of refillable oxygen
- The user-friendly device is simple to use and operates reliably
- The filling station can be positioned anywhere in the home
- Various cylinders sizes available for all requirements
- Bottles can be filled as often as required by the user
- No more waiting for your cylinders to be delivered
- iFill kit consisting of iFill, power cord, 2 oxygen bottles (type depending on configuration), a carrying bag, and instructions for use
- Assembled in the USA



Product	iFill (Device only)	iFill met 2 x PD cylinder	iFill met 2 x CF cylinder
Order number	535I	535I-PD-KIT X,X	535I-CF-KIT X,X
Technical Data			
Dimensions (LxWxH)	31,3 x 57 x 72,5 cm	Type	
Average Filling Pressure	2000 ± 200 psi	ML6	C
Energy consumption	400 W	Content	D
Oxygen concentration	93 % ± 3 %	Weight	
Power Supply	230 V, 50/60 Hz	Filling time	
Total weight	30 kg	Usage time (2 l/min)	
		PD1000A	
		CF	

# Electronic Oxygen Conserver Evolution



- Sensitive respiration detection
- Light and compact
- Inexpensive and efficient
- Responds to both weak and strong inhalation, making it suitable for a broad range of patients
- Automatic shutoff when not in use, thus extending the battery life

Product		Evolution
DIN-477-9		OM-924
Pin Index / 870 coupler		OM-900
Technical Data		
Dimensions (LxWxH)	14 x 7,9 x 6,4 cm	
Connector type	G3/4, DIN ISO 477 Nr. 9	
Operation temperature	-10°C bis 40°C	
Storage temperature	-40°C bis 70°C	
Trigger rate	max. 40 Atemzüge pro min	
Total weight	600 g	

# Pneumatic Oxygen Conserver Bonsai



- Robust and maintenance-free
- Potential saving ratio of up to 6:1
- 7 settings in pulsed mode
- Maintenance-free
- Light and compact

Product		Bonsai
DIN-477-9		OM-824
PIN INdex/870 coupler		OM-824CE
Technical Data		
Dimensions (LxØ)	13,5 / 6,5 cm	
Connector type	G3/4, DIN ISO 477 Nr. 9	
Operation temperature	-10°C bis 40°C	
Storage temperature	-40°C bis 70°C	
Trigger rate	max. 40 Atemzüge pro min	
Total weight	300 g	

# Disposable Oxygen Conserver Oxymizer

- Comfortable alternative to an oxygen mask
- Compatible with compressed gas cylinders, oxygen concentrators, and liquid oxygen systems
- Clinically proven efficiency when resting, sleeping, and during physical activity
- Oxygen saving ratio up to 4:1
- Lower flow rates reducing common side affects
- Reduces cost of providing oxygen therapy



Collection container wearable under clothing



Product		Oxymizer
Order number		P-224
Technical Data		
Max. Inlet pressure	345 kPa (3.45 bar, 50 psi)	
Operation temperature	5°C bis 40°C	
Storage temperature	-25°C bis 70°C	
Max. Flow	15 l/min.	
Operational humidity	-25°C to 70°C	
Total weight	85 g	

**LIGHTWEIGHT.  
DURABLE.  
EFFICIENT.**

## Suction unit VacuAide 7325

The new 7325 VacuAide is the smallest, lightest suction device ever developed by Drive DeVilbiss Healthcare. Equipped with a long-lasting Lithium-Ion battery, the recharge time has been reduced significantly.

- User-friendly handling
- Compact and space-saving footprint
- Shockproof, precisely adjustable pressure gauge
- Integrated tube holder
- Quiet operation and maintenance-free device



**AVAILABLE FROM  
JUNE 2022**

Product	without battery	with internal battery
Order number	7325D	7325P
<b>Technical Data</b>		
Overall length	18 cm	
Overall width	17,5 cm	
Overall height	17,5 cm	
Vacuum range	50 mmHg -550 mmHg	
Air Flow	27 l/min	
Battery Runtime	45 min	
Power Supply	100 - 240 V, 50/60 Hz	
Total weight	1,54 kg	1725 kg

## Suction unit VacuAide 7305

- Efficient suction therapy made easy
- Thanks to continuous vacuum regulation, the VacuAide can be adapted to any aspiration situation – both at home and in hospital use
- Operation both via the integrated battery (P version) and directly using a power cord (D version)
- 800 ml single-use container included as standard
- Autoclavable 1,200 ml receptacle optionally available
- Automatic float shut-off to prevent overflow into the unit
- High performance capabilities with a vacuum range of 80-550 mmHg and a flow range of 0-27 l/min
- Assembled in the USA



Carrying bag for easy transport



Optional container 1200 ml, autoclavable



Product	without battery	with internal battery
Order number	7305D-G	7305P-G
<b>Technical Data</b>		
Overall length	20,3 cm	
Overall width	17,8 cm	
Overall height	22,9 cm	
Vacuum range	80 mmHg -550 mmHg	
Air Flow	27 l/min	
Battery Runtime	60 min	
Power Supply	100 - 240 V, 50/60 Hz	
Total weight	2,9 kg	

## Suction unit VacuAide QSU 7314

- Noise-optimized operation with high aspiration power at the same time
- Can be used anywhere as a portable battery-powered version (P version) or operated at home (D version)
- Simple operation through on/off switch and vacuum indicator with integrated rotary controller for continuous adjustment of aspiration power
- Available with 800 ml single-use container or autoclavable 1,200 ml container
- Continuous vacuum regulation from 50 to 550 mmHg and a 27l/min flow rate
- The QSU and its accessories sit neatly in the personal carry bag allowing you to take and use the unit at all times
- Assembled in the USA



Carrying bag for easy transport



Optional container 1200 ml, autoclavable



Optional Flovac Liner System 1000 ml



Product	without battery	with internal battery
Order number	7314D-NE	7314P-NE
<b>Technical Data</b>		
Overall length	21,6 cm	
Overall width	20,3 cm	
Overall height	21,1 cm	
Vacuum range	50 mmHg -550 mmHg	
Air Flow	27 l/min	
Battery Runtime	60 min	
Power Supply	100 -200 V, 50/60 Hz	
Total weight	3 kg	

# Compressor Nebulizer AirForce One


- The AirForce One compressor nebulizer is a cost effective and reliable device for aerosol therapy at home or in hospitals
- Compact compressor nebulizer for reliable and inexpensive aerosol therapy
- Ready to Use! Comes complete with accessories and carry bag
- Easy to set up and easy to use
- Reliable and inexpensive therapy device
- Durable design for everyday use
- Quiet operation



Product		AirForce One
Order number		MQ5890-EU
Technical Data		
Overall length		19 cm
Overall width		14 cm
Overall height		9 cm
Aerosol output		0,45 ml
Nebulization Rate		0,3 ml/min
Power Supply		230 V, 50 Hz
Particle size MMAD		< 5 µm
Total weight		1,5 kg

# Compact Compressor Nebulizer AirForce Mini

- The AirForce Mini from DriveDeVilbiss Healthcare is a battery-operated portable inhalation therapy system. Whether in the office, at school or on the road, the AirForce Mini gives the user complete independence
- Integrated battery with LED status indicators
- Lightweight and low noise
- Simple handling and cleaning
- Low operating noise
- One of the smallest inhalation devices on the market



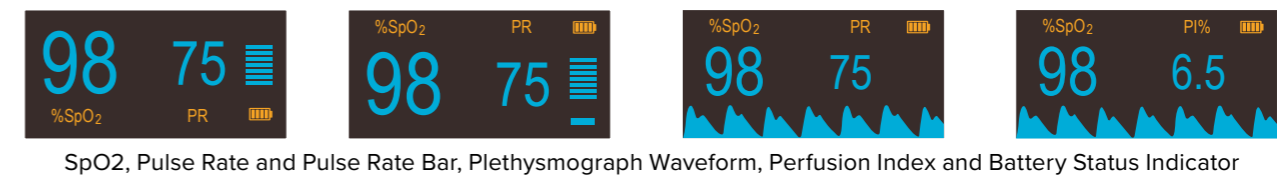
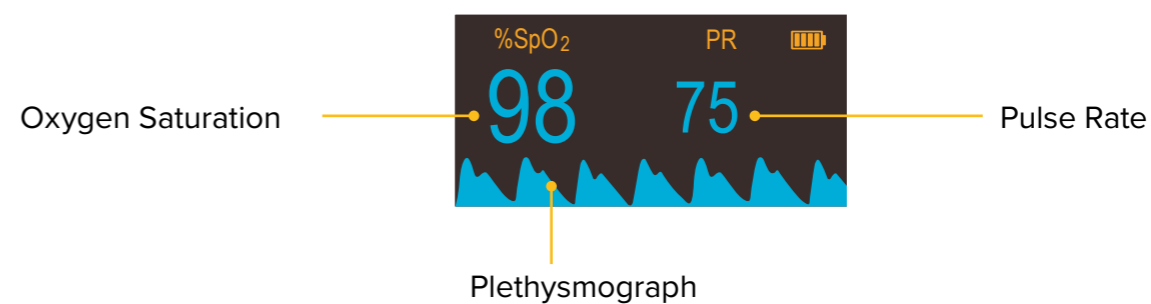
Product		AirForce Mini
Order number		MQ6010
Technical Data		
Overall length		11,1 cm
Overall width		6,8 cm
Overall height		4,5 cm
Aerosol output		0,15 l/min
Nebulization Rate		0,25 ml/min
Power Supply		230 V, 50 Hz
Particle size MMAD		4,12 µm
Total weight		217 g

# Fingertip Pulse Oximeter HbO-Smart

The new HbO-Smart device is the latest finger tip pulse oximeter from Drive DeVilbiss International intended for use in homes or hospitals for non-invasive measurement of oxygen saturation, pulse rate and perfusion index.

Including adjustable settings for user alerts and four optional screen displays this new stylish device has everything you would expect from a modern day spot checking oximeter which can be used for both children and adults.

- OLED display includes heart rate bar and plethysmography waveform
- Four different directional screen settings
- Features battery low alert and automatic power off after 8 seconds without detecting a signal
- Low power consumption (2 AAA batteries for 25 hours of operation)



Product		HbO-Smart
Order number		HBO-SMART
Technical Data		
Dimensions (LxWxH)		6,5 x 3,5 x 3 cm
Oxygen Saturation Range		70% bis 99% SpO <sub>2</sub>
Oxygen Saturation Accuracy		80% bis 99% ±2%
Pulse Rate Range		30 bis 240 BPM
Pulse Rate Accuracy		± 2%





## DAILY LIVING AIDS

---

REACHER .....	114
BATH STEP SKY .....	114

## Bath step Sky

- Small size, big impact: total versatility in the bath!
- Makes getting into and out of the bathtub easier
- Large, non-slip step surface guarantees absolute stability
- Safely and quickly stackable to raise the height by 5 cm in each case
- Easy to clean
- Height: 10 cm (each further increase adds an additional 5 cm)



Produkt	Bath step Sky
Order number	RTL12068

## Reacher

- This reacher is your extended arm and assists you every day
- Special rubber lips enable you to grab even the smallest objects
- The reacher comfortably extends down to the floor
- Pleasantly light in your hand but nevertheless robust and durable
- Länge: 70 cm



Produkt	Reacher
Order number	PC23583-1



**BUY IT, CARRY  
IT WITH YOU!**  
 That's how easy it is!




## KIDS

---

CHILD BATHING SYSTEM.....	118
CHILDREN WALKING AID .....	120
CHILD'S WHEELCHAIR.....	121

Child Bathing System Otter

- Plastic frame with removable, water-permeable vinyl cover
- Seat surface and backrest can be adjusted to four positions (inclination from 0° to 90°)
- Safety straps for body and legs
- Head/neck support height- and width-adjustable; also suitable as side protection
- Can be stowed compactly when folded
- With stand or rolling frame, extensible for many everyday situations
- Head support, chest strap, and 2 leg straps are included in delivery



Product	Size S	Size M	Size L
Order number	555100100	555100200	555100300
Technical Data			
Body size	90 cm	80 cm - 130 cm	110 cm - 170 cm
Seat width x Seat depth	41 cm x 30 cm	41 cm x 35 cm	41 cm x 40 cm
Seat height	14 - 26 cm	14 - 26 cm	14 - 26 cm
Backrest (WxH)	41 cm x 40 cm	41 cm x 56 cm	41 cm x 75 cm
Backrest angle	0 - 90 °	0 - 90 °	0 - 90 °
Folding Dimensions	90 x 42,5 x 15 cm	105 x 42,5 x 15 cm	122 x 42,5 x 15 cm
Total weight	4 kg	4,5 kg	5 kg
Max. Load	30 kg	60 kg	80 kg

Underframe  
Shower support

- Quickly transforms the Otter bath support into a shower support
- Base frame with casters for increased flexibility
- Pleasant height for the supervising person
- Suitable for all three sizes
- Robust aluminum frame
- Parking brake for the casters
- Click system enables easy set-up and dismantling



Product	Shower support
Order number	555200200
Technical Data	
Overall width	69 cm
Overall length	95 cm
Overall height	52,5 cm
Total weight	7 kg
Max. Load	85 kg

Underframe  
Bath support

- Height adjustment for a comfortable position in the bathtub that is easy on the back
- Suitable for all three sizes
- Adjustable to two height positions (12.5 cm and 27 cm)
- Easy-care plastic
- Low weight
- Space-saving stowage thanks to folding legs
- Click system enables easy set-up and dismantling




Product	Bath support
Order number	555200100
Technical Data	
Overall width	44 cm
Overall length	78 - 98,5 cm
Overall height	15,8 - 28,8 cm
Total weight	4,1 kg
Max. Load	85 kg


Children Walking Aid Nimbo

- Height-adjustable legs
- Soft rubber wheels provide stability and prevent lateral slippage
- Engageable backstops on the rear wheels prevent rolling backwards
- Front swivel wheels make turning and maneuvering easier
- Front wheels can be locked in one direction
- Latex-free grips with flanged ends
- Easily folded for transport and storage


ALU




60 kg



60 kg







60 kg



60 kg

Accessories for Nimbo

	Product	Order number	
	Forearm supports		
	for Nimbo S and M	705300200	
	for Nimbo L and XL	705300250	
	Hip / pelvis support		
	for Nimbo S, M, L, and XL	705300100	
	Seat harness		
	for Nimbo S, M, and L	705300300	
	for Nimbo XL	705300350	
	Product	Order number	
	Seat plate for Nimbo S	705200100	
	Seat plate for Nimbo M	705200200	
	Seat plate for Nimbo L	705200300	
	Seat plate for Nimbo XL	705200400	

Product	Size S	Size M	Size L	Size XL
Order number	705100100	705100200	705100300	705100400
Colour	yellow	green	blue	midnight blue


Technical Data

	Size S	Size M	Size L	Size XL
Body size	114 cm	122 cm	155 cm	160 cm
Overall width x Overall length	59 cm x 54 cm	61 cm x 74 cm	67 cm x 85 cm	69 cm x 95 cm
Overall height	39 - 49 cm	49 - 66 cm	58 - 77 cm	76 - 95,5 cm
Width between handles	34,5 cm	34,5 cm	38,5 cm	43 cm
Width between rear wheels	41 cm	42,5 cm	48 cm	48 cm
Folding Dimensions	75 cm x 59 cm x 14 cm	77 cm x 60 cm x 14 cm	87 cm x 65 cm x 15 cm	113 cm x 68 cm x 17 cm
Total weight	3,8 kg	4,3 kg	5,4 kg	6 kg
Max. Load	30 kg	50 kg	70 kg	90 kg

Child's wheelchair Viper

- Activity and mobility are improved
- Ideal for short-term use
- Light, narrow, and maneuverable
- Available in 2 seat widths: 30.5 cm and 35.5 cm
- Numerous adjustment options




90 kg



Armrests can be swiveled away

Height-adjustable footrests

Parking brake



Product	Size S	Size M
Order number	L412DDA-ELR	L414DDA-ELR

Technical Data

	Size S	Size M
Overall width	50 cm	55 cm
Overall length	94,5 cm	94,5 cm
Overall height	80,5 cm	85,5 cm
Seat width x Seat depth	30,5 cm x 30,5 cm	35,5 x 30,5 cm
Seat height	39,5 cm	39,5 cm
Overall length without footrests	65 cm	65 cm
Total weight	13 kg	15 kg
Max. Load	90 kg	90 kg

120/ Drive | DeVilbiss – www.drivedevilbiss.de

Kundenservice: +49 7562 9724-0

Kundenservice: +49 7562 9724-0

www.drivedevilbiss.de – Drive | DeVilbiss / 121



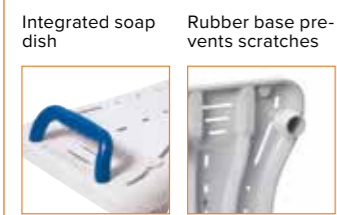
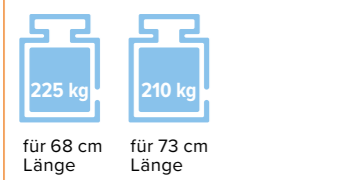
## MAXILINE

---

BATH.....	128
SHOWER .....	129
TOILETS .....	132
MOBILITY .....	133
SCOOTER.....	139
HEMOCARE.....	141

## Bath Bench Benny XL

- Bathtub bench with maximum load capacity
- Slip-resistant seat surface with drainage holes
- Makes getting into the bathtub easy and safe
- Easily adjustable to fit the bathtub width
- Incl. grab handle and integrated soap dish
- Simple and fast installation without tools
- Rubber feet ensure safety and protect against scratches
- Easy to clean
- Delivery in practical, customer-friendly take-away packaging



Product	Length 68 cm	Length 73 cm
Order number	550100300	550100400
Technical Data		
Overall width	35 cm	35 cm
Overall length	68 cm	73 cm
Adjustment (width of bathtub)	40 - 63 cm	43 - 68 cm
Total weight	2,2 kg	2,7 kg
Max. Load	225 kg	210 kg

## Shower Stool Delphi

- Safe, stable, and space-saving
- Seat surface with drainage slits
- Low weight
- Three-position seat height adjustment through telescopic legs
- Stable thanks to rubber feet
- Anodized aluminum tube legs
- Easy to clean
- Delivery in practical take-away packaging



Product		Delphi
Order number		540100000
Technical Data		
Overall width		48 cm
Overall length		48 cm
Overall height		55 cm
Seat height		45 - 55 cm
Seat plate diameter		38 cm
Total weight		1,6 kg
Max. Load		180 kg

## Shower Stool Delphi Plus

- The hygiene opening makes daily body care easier
- Safe, stable, and space-saving
- Seat surface with drainage slits
- Low weight
- Three-position seat height adjustment through telescopic legs
- Stable thanks to rubber feet
- Anodized aluminum tube legs
- Easy to clean
- Delivery in practical take-away packaging



Product		Delphi Plus
Order number		540200000
Technical Data		
Overall width		48 cm
Overall length		48 cm
Overall height		55 cm
Seat height		45 - 55 cm
Seat plate diameter		38 cm
Total weight		1,6 kg
Max. Load		180 kg

## Shower Stool Delphi 2 Plus

- With 2 hygiene openings for comfortable body care
- Safe, stable, and space-saving
- Seat surface with drainage slits
- Low weight
- Three-position seat height adjustment through telescopic legs
- Stable thanks to rubber feet
- Anodized aluminum tube legs
- Easy to clean
- Delivery in practical take-away packaging



Product		Delphi 2 Plus
Order number		540300000
Technical Data		
Overall width		48 cm
Overall length		48 cm
Overall height		55 cm
Seat height		45 - 55 cm
Seat plate diameter		38 cm
Total weight		1,6 kg
Max. Load		180 kg

Shower Chair  
DS 250

- Available with and without backrest
- Comfortable, safe, and stable
- Large seat surface with drainage holes
- Cross strut ensures maximum stability
- Five-position seat height adjustment through telescopic legs
- Easy to clean



Product	without backrest	with backrest
Order number	771100100	und 771100200

Technical Data		
Overall width max.	57 cm	57 cm
Overall width min.	53,5 cm	53,5 cm
Overall height	51 cm	83,5 cm
Seat width	43 cm	43 cm
Seat depth	41 cm	41 cm
Seat height	41 - 51 cm	41 - 51 cm
Total weight	3,6 kg	4,5 kg
Max. Load	250 kg	250 kg

Shower Wheelchair  
DuoMotion XL

- XL version with 200 kg carrying capacity
- Additional cross strut ensures maximum stability
  - Standard soft seat opens at the front
  - Including cover for the hygienic cutaway
  - Standard receptacle in commercially available design
  - Four-position adjustable seat height



- Security due to cross brace    Height-adjustable footrests    Headrest available as an accessory



Product	DuoMotion XL
Order number	530500500

Technical Data	
Overall length x Overall width	102 cm / 67,5 cm
Overall length without footrests	74 cm
Overall height	95 - 102,5 cm
Seat width x Seat depth	56 cm x 45 cm
Seat height	50 - 57,5 cm
Footrest adjustment	39 - 49 cm
Clearance height	40,5 cm - 48 cm
Backrest height	36,5 cm
Total weight	16,8 kg
Max. Load	200 kg

Shower Wheelchair  
DuoMotion 24 XL

- XL version with 200 kg carrying capacity
- All the advantages of the standard model
  - With large 24" drive wheels and hand rims
  - Increased mobility and independence
  - Standard soft seat opens at the front
  - Including cover for the hygienic cutaway



- Security due to cross brace    Height-adjustable footrests    24" drive wheels    Headrest available as an accessory



Product	DuoMotion 24 XL
Order number	530500400

Technical Data	
Overall length x Overall width	109 cm / 73 cm
Overall length without footrests	79,5 cm
Overall height	95 - 102,5 cm
Seat width x Seat depth	56 cm x 45 cm
Seat height	51 - 58,5 cm
Footrest adjustment	32 - 42 cm
Clearance height	40,5 cm - 48 cm
Backrest height	36,5 cm
Total weight	22,8 kg
Max. Load	200 kg

HELP WHEN  
TRANSFERRING  
TO AND FROM  
THE TOILET OR  
SHOWER

The shower  
Wheelchair makes  
daily life easier for  
many people



Raised toilet seat  
Ticco 2G/5

- Raises the toilet seat by 5 cm
- Ergonomic shape
- Maximum opening with two hygienic cutaways
- Recessed grip on the lid makes it easy to open
- Simple, tool-free assembly
- Fixation clamps enable perfect hold
- Smooth surfaces for optimal cleaning and disinfection
- Lightweight with maximum load capacity
- Delivery in practical take-away packaging



Fixing screw for easy assembly

also available with a lid



Product	with lid	without lid
Order number	523600200	523600100
Technical Data		
Overall width	39 cm	39 cm
Overall length	39 cm	39 cm
Height front	5,5 cm	4,1 cm
Height rear	7,1 cm	5,6 cm
Opening length	27,3 cm	27,3 cm
Opening width	20,3 cm	20,3 cm
Total weight	1,11 kg	820 g
Max. Load	225 kg	225 kg

Raised Toilet Seat  
Ticco 2G/10

- Raises the toilet seat by 10 cm
- Ergonomic shape
- Maximum opening with two hygienic cutaways
- Recessed grip on the lid makes it easy to open
- Simple, tool-free assembly
- Fixation clamps enable perfect hold
- Smooth surfaces for optimal cleaning and disinfection
- Lightweight with maximum load capacity
- Delivery in practical take-away packaging



Fixing screw for easy assembly

also available with a lid



Product	with lid	without lid
Order number	523400000	523300000
Technical Data		
Overall width	39 cm	39 cm
Overall length	39 cm	39 cm
Height front	10 cm	8,6 cm
Height rear	14,6 cm	12 cm
Opening length	28,5 cm	28,5 cm
Opening width	21,5 cm	21,5 cm
Total weight	1,35 kg	1,05 kg
Max. Load	225 kg	225 kg

Raised toilet seat  
Ticco 2G/15

- Raises the toilet seat by 15 cm
- Ergonomic shape
- Maximum opening with two hygienic cutaways
- Recessed grip on the lid makes it easy to open
- Simple, tool-free assembly
- Fixation clamps enable perfect hold
- Smooth surfaces for optimal cleaning and disinfection
- Lightweight with maximum load capacity
- Delivery in practical take-away packaging



Fixing screw for easy assembly

also available with a lid



Product	without lid	with lid
Order number	523600300	523600400
Technical Data		
Overall width	39 cm	39 cm
Overall length	39 cm	39 cm
Height front	13,6 cm	15,3 cm
Height rear	15,1 cm	16,6 cm
Opening length	27,3 cm	27,3 cm
Opening width	20,3 cm	20,3 cm
Total weight	1,44 kg	1,71 kg
Max. Load	225 kg	225 kg

Wheeled commode  
TRS 200 XXL

- Wide and stable wheeled commode for maximum requirements
- Parking brake on the rear casters
- Fold-down armrests simplify transfer
- Stable, folding, and removable footrests
- With receptacle as standard



With integrated cover plate

Adjustable footrest

Bucket with odor trap



Product	TRS 200 XXL
Order number	530200000
Technical Data	
Overall width	72 cm
Overall length	96 cm
Overall height	98 cm
Seat width x Seat depth	56 cm x 42 cm
Seat height	52 cm
Footrest adjustment	42 - 57 cm
Clearance height	44 cm
Total weight	15,3 kg
Max. Load	200 kg

Rollator  
GoLite 200 XXL

- Safety and mobility even with heavy loads
- Wide and stable rollator for maximum requirements
- Extra-large and soft seat surface offers comfort
- Cushioned, removable back support bar
- Dual-function brake (for braking and parking)
- Ergonomic, height-adjustable handles



Large seat surface with backrest

Mountable basket with tray

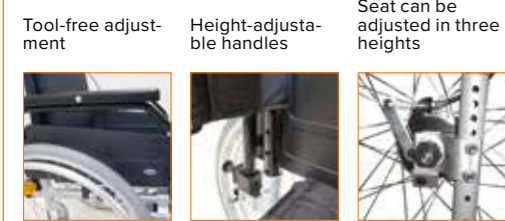


Product	GoLite 200 XXL
Order number	770100100
Technical Data	
Overall length x Overall width	71 cm x 78 cm
Handle height	88 - 99,5 cm
Seat width x Seat depth	46 cm x 35 cm
Seat height	57 cm
Width between handles	56 cm
Folding Dimensions	22 x 78 x 90 cm
Weight	12,7 kg
Max. Load	200 kg

Standard-Rollstuhl

Rotec XL

- Simple and continuous adjustment from short to long armrests
- Footrests adjustable in five steps
- Wheelbase extension possible
- Back cover height-adjustable for optimal sitting position
- Hand grips for the escort are height-adjustable
- With double cross strut for increased safety
- Optionally available with drum brake



Product		Rotec XL	
Seat width	51 cm	56 cm	61 cm
without drum brake	900100850	900100900	900100950
with drum brake	900150850	900150900	900150950
Overall width wo. / w. DB	71 / 73 cm	76 / 78 cm	81 / 30 cm
Total weight	22,2 kg	23 kg	23,5 kg
Technical Data Allgemein			
Overall length	107 cm		
Overall height	95 - 107,5 cm		
Seat depth	47 cm		
Seat height	51 - 56 cm		
Backrest height	43,5 - 50 cm		
Footrest adjustment	39 - 48 cm		
Folded width	30 cm		
Max. Load	190 kg		

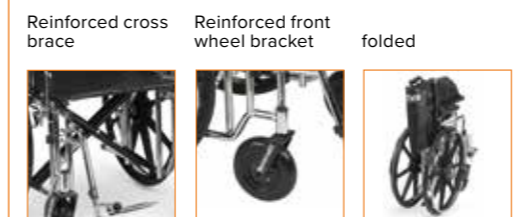
Heavy-Duty Wheelchair

Bariatric Sentra EC

- Carbon Steel frame with triple-coated chrome for an attractive, chip-proof, maintainable finish
- Double embossed vinyl upholstery is durable, lightweight, attractive and easy-to-clean
- Standard dual axle provides easy transition of seat to hemi-level
- Urethane tires mounted on composite wheels provide durability and low maintenance
- Chrome hand rims standard
- 8" front casters, adjustable in three positions
- Padded armrests provide additional comfort
- Comes with swing-away footrests or elevating leg rests with tool-free adjustable length riggings
- Aluminum foot plates
- Comes with push-to-lock wheel locks



DESIGNED TO  
PROVIDE A  
COMFORTABLE,  
MOBILITY  
EXPERIENCE FOR  
THE BARIATRIC  
USER



Product		Bariatric Sentra EC		
Seat width	51 cm	56 cm	61 cm	
with Detachable Desk Arm and ELR	STD20ECDDAHD-ELR	STD22ECDDA-ELR	STD24ECDDA-ELR	
with Detachable Desk Arm and Swing Away Foorest	STD20ECDDA-SF	STD22ECDDA-SF	STD24ECDDA-SF	
Technical Data		Seat 51 cm	Seat 56 cm	Seat 61 cm
Overall length		107 cm	107 cm	107 cm
Overall width		71 cm	76 cm	81 cm
Overall height		91 cm	91 cm	91 cm
Seat depth		46 cm	46 cm	46 cm
Seat height		44,5 - 50 cm	44,5 - 50 cm	44,5 - 50 cm
Backrest height		40 cm / 46 cm	40 cm / 46 cm	40 cm / 46 cm
Width Closed		32 cm	32 cm	32 cm
Total weight		25,4 kg	25,8 kg	26,3 kg
Max. Load		204 kg	204 kg	204 kg

# One button folding Walker



- Lightweight walking frame
- Made from sturdy yet lightweight aluminium
- Vinyl contoured hand grips for added comfort
- Offers maximum stability and light weight at the same time
- Can be used indoors and outdoors
- Height adjustable to suit user requirements



Product		One button folding Walker
Order number		WA014-30
Technical Data		
Overall width		50 cm
Overall depth		50 cm
Overall height		81 - 99 cm
Total weight		3 kg
Max. Load		180 kg

# Walker Grand XL


- Rigid walking frame for maximum requirements
- The unique U-shape of the design enables greater mobility
- Wide, robust frame made of 2.5 cm anodized aluminum tube
- Offers maximum stability and light weight at the same time
- Can be used indoors and outdoors
- Space-saving folding by releasing the two locks



Product		Grand XL
Order number		10220HD
Technical Data		
Overall length x Overall width x Overall height		52,5 x 62 x 82 - 100 cm
Width between handles		52,5 cm
Folding Dimensions		62 x 19 x 82 cm
Total weight		3,5 kg
Max. Load		245 kg

# Folding Walking Frame

- The ideal travel companion for car, plane, and train
- Designed specifically for use indoors
- Stable, comfortable, and fits through any door
- Immediately ready to use and accompanies you wherever you want
- The enclosed handy carrying bag offers sufficient space
- With a total weight of just 3.6 kg, ideal as hand baggage
- Folded in just a few easy steps
- Ensures maximum mobility



Product		Walking Frame
Order number		WA008
Technical Data		
Overall width		56 cm
Overall depth		43 cm
Overall height		81 - 99 cm
Total weight		3 kg
Max. Load		180 kg

# Folding Walking Frame

- Rigid, stable aluminum walking frame
- Ideal for safe walking
- Space-saving folding at the touch of a button
- Height adjustment enables optimal adaptation to the user
- No slipping thanks to rubber caps on the legs
- Low weight
- Can be used over the toilet bowl



Product		with wheels
Order number		WA009
Technical Data		
Overall width		65 cm
Overall depth		46 cm
Overall height		80 - 98 cm
Total weight		3 kg
Max. Load		180 kg

# Wheelchair Pushing Aid PowerStroll HD

- Puncture-proof drive wheels
- Can be installed in just a few steps
- Suitable for almost all standard wheelchairs
- The charging time is eight hours with no risk of overcharging
- Clear and easy-to-use control
- Including telescopic bar (Item No. 960000043) suitable for wheelchairs with a seat width of 51 to 70 cm



Product		PowerStroll
Order number		PWCPP011HD
Technical Data		
Overall length		41 cm
Overall width		25 cm
Speed		6 km/h
Range		16 km
Battery capacity 2x		12 Ah
Motor capacity		200 W
Gradeability		8 %
Weight battery		9,7 kg
Weight without battery		10,2 kg
Max. Load		180 kg

# Patient Lifter Hermes

- Heavy-duty patient lifter, lifting capacity up to 250 kg
- Extra-reinforced steel frame
- Electric chassis spreading for effortless maneuvering
- Low base frame height for easy movement beneath furnishings
- Four-point transport frame with protective covering
- Manual emergency lowering
- Double, full-rubber casters, diameter 100 mm



Product		Hermes
Order number		SR2310000
Technical Data		
Abmessung (LxB)		136 x 74 cm
Height difference		51 cm - 177 cm
Expansion area		60 cm - 110 cm
Clearance		11,4 cm
Turning radius		300 cm
Total weight		57 kg
Max. Load		250 kg

# Scooter BLUSTER

STRONG LINE

- (ST6)
- Simple and intuitive operation of the multifunction display
  - Charger (12 Ah) with readout function
  - Powerful 800 W motor
  - Volume adjustment of the acoustic signals via key combination on the display
  - Individually adjustable deluxe captain's seat
  - Full suspension of all wheels for optimal ride comfort and safety when driving over obstacles
  - Supplied as standard with bumper



Product	without battery	with 80 Ah battery
anthracite	950100810	950100820
red	950100910	950100920
Technical Data		
Speed		15 km/h
Battery capacity 2x		80 Ah
Motor capacity / Peak power		800 W / 1600 W
Turning radius		186 cm
Gradeability		16 %
Clearance		11 cm
Front tires / hinten		3,5 - 8
Dimensions (LxBxH)		160 x 72 x 136 cm
Seat width x Seat depth		58 cm x 56 cm
Width between armrest		55 cm
Weight without battery		120 kg
Max. Load		180 kg

BLUSTER  
THE STORMY ONE

CONFORTABLE.  
POWERFUL.  
STRIKING.



## Alternating pressure system MED AIRE FlexWave

This mattress replacement system combines flexible user settings with maximum comfort,

- Sitting & care function plus static pressure-relief positioning
- Automatic cell pressure adjustment in case of patient position change
- Manual weight adjustment possible
- With intelligent, automatic start/stop
- Recommend as therapeutic support for all decubitus categories (1 to 4) and for prophylaxis in patients up to a very high- decubitus risk

\*For people who can change their lying position regularly themselves or with help



Cell-on-Cell      Comfort cover      CPR function



Product		MED AIRE FlexWave
Order number		820000300
Technical Data		
Pump		
Dimensions (WxDxH)		36 x 13,5 x 25 cm
Total weight		3,9 kg
Power Supply		230 V, 50 Hz
Input		25 W
Pressure range		10 - 50 mbar
Mattress		
Dimensions (LxWxH)		200 x 88 x 20 cm
User weight		20 kg - 200 kg

## Hybrid mattress system

- The Hybrid-Power mattress combines the pressure redistribution properties of high specification foam, with alternating pressure relief.
- Cover can withstand a higher concentration of cleaning substances and offers greater resistance to abrasion
- High frequency welded seams protect against fluid ingress
- 360° zip to prolong longevity
- High specification foam combined with alternating cells
- Zonal mattress surface gives additional support to vulnerable
- NEW full width heel zone areas
- Recommend as therapeutic support for all decubitus categories (1 to 4) and for prophylaxis in patients up to a very high- decubitus risk

\*For people who can change their lying position regularly themselves or with help



Designated full width heel zone      Turning pillow      White inner substrate



Product		Hybrid Power
Order number		HYB/POWER
Technical Data		
Pump		
Dimensions (WxDxH)		25,4 x 13 x 9,5 cm
Total weight		2,5 kg
Power Supply		220 - 240 V, 50 - 60 Hz, 0,25 A
Input		16 W
Operating cycle		10 mins
Mattress		
Dimensions (LxWxH)		198 x 88 x 16 cm
User weight		max. 254 kg


## Static foam mattress GRAVIMED Baritexx

- Lying area made of viscoelastic foam adapts to the body contour and weight; for optimal pressure relief and distribution with low temperature dependency
- Base and middle layer made of stabilizing HR foam
- Integrated cutting technology for increased lying comfort
- Recommend as therapeutic support for all decubitus categories (1 to 4) and for prophylaxis in patients up to a very high- decubitus risk

\*For people who can change their lying position regularly themselves or with help



Viscoelastic bed surface      3-layer mattress



Product		GRAVIMED Baritexx
200 x 90 cm		820100410
200 x 100 cm		820100420
200 x 120 cm		820100430
Other sizes on request		
Technical Data		
Overall height		16 cm
Density		RG: 50I60I60 kg <sup>3</sup>
Total weight		13 kg
User weight		80 kg - 250 kg

## Seat cushion D-Q-SiT Air 10

- Individually adjustable, therefore also suitable as a positioning seat cushion
- Recommend as therapeutic support for all decubitus categories (1 to 4) and for prophylaxis in patients up to a very high- decubitus risk
- Special D-Q SiT protect cover - for incontinence protection, reduced shear force, and optimal breathability
- Versatile seat cushion, available in 2 heights, optionally with 1 or 2 Valve
- Fits on virtually all standard, lightweight, and multi-function wheelchairs as well as care chairs

\*For people who can change their lying position regularly themselves or with help



D-Q-SiT Air 10		1 Chamber	2 Chamber
40 x 40 cm		820200410	820200610
40 x 45 cm		820200420	820200620
45 x 45 cm		820200430	820200630
45 x 50 cm		820200440	820200640
-			
Technical Data		D-Q-SiT Air 10	
Overall height		10 cm	
Weight		1,5 kg	
Max. Load		200 kg	

COME **TOGETHER**  
**DRIVE** TOGETHER



DDI / Tipton – UK



DDI / Mannheim – Germany



DDG / Isny/Allgäu – Germany



DRIVE DEVILBISS / Castle Hill – Australia



DRIVE DEVILBISS / Mumbai – India



DRIVE DEVILBISS / Bistrita – Romania



📍 LOCATIONS OF OUR SALES STAFF

## WE ARE HERE FOR YOU!

Do you have any further questions  
or are interested in our products?

Just contact our

### CUSTOMER SERVICE



**Reha-Products Europe**

info@drivemedical.de

**Respiratory Europe**

kontakt@devilbisshc.com

**Export**

export@devilbisshc.com

**drive**

**DeVilbiss**  
HEALTHCARE

## QUALITY ASSURANCE

### ONLY THE BEST FOR YOU

We do everything to make you feel safe. DRIVE DEVILBISS INTERNATIONAL guarantees that every one of its products has been tested and complies with the statutory regulations.

Excellent quality is based on many years of experience. Since the foundation of DRIVE DEVILBISS INTERNATIONAL, we have strived to continually further develop and improve our very high standard. We are constantly improving our methods of working and our products. And it shows. DRIVE DEVILBISS INTERNATIONAL has been tested and certified by independent inspectors.

We want to know that you are satisfied, because your trust is our most valuable commodity. At DRIVE MEDICAL you can experience quality at first hand.

### CERTIFICATION TO ISO 13485



Certifications create trust – and this is essential for medical products. The international standard EN ISO 13485 is the standard for quality management systems for medical products.

### QVH SEAL OF APPROVAL



Quality for you – inspected and approved. The QVH seal of approval is the visible sign that the defined requirements have been checked, verified and therefore also observed. You can rely on us. Those who wish to offer real quality must not make any compromises.

DRIVE DEVILBISS – Because your safety is paramount.

# INDEX

## A

AirForce Mini .....	110
AirForce One .....	109
Armrest mounting .....	82
Aston 24 24“ drive wheels .....	23

## B

Baritexx 200 x 100 cm .....	99
Baritexx 200 x 90 cm .....	99
Bath support .....	119
Bell .....	57
Bellavita 2G with Classic blue cover .....	8
Bellavita 2G with Classic white cover .....	8
Bellavita 2G with Comfort blue cover .....	8
Bellavita 2G with Comfort white cover .....	8
Bellavita 2G without cover .....	7
Belt system 2-point chest strap .....	9
Belt system 4-point chest strap .....	7
BEN .....	14
Benny Length 68 cm .....	13
Benny Length 73 cm .....	13
Benny XL Length 68 cm .....	13
Benny XL Length 73 cm .....	13
BES 120 .....	14
BL270 Scout Air .....	80
BL350 Envoy with 34 Ah batteries .....	77
BL350 Envoy with 50 Ah batteries .....	77
BL350 Envoy without battery .....	69
black .....	45
Blue .....	45
Bob with backrest .....	15
Bob without backrest .....	15
Boby with backrest .....	15
Bonsai .....	107
Bucket .....	31

## C

Compact 1025 .....	104
Compact 525 5-liter device only .....	7
Compact 525 Device incl. starter kit .....	104
Cover set Classic .....	8
Cover set Comfort .....	9
Cristallo .....	37
Cristallo <sup>2</sup> .....	37
Cup holder for Nitro / Nitro Carbon .....	45
Cup holder universal .....	57

## D

D-Lite 12,5 Seat width 45 cm .....	65
D-Lite 24 Seat width 45 cm .....	65
D-Lite 24 Seat width 50 cm .....	65
D-Q-SiT Air 10 1 chamber   40 x 40 cm .....	101
D-Q-SiT Air 10 1 chamber   40 x 45 cm .....	101
D-Q-SiT Air 10 1 chamber   45 x 45 cm .....	101
D-Q-SiT Air 10 1 chamber   45 x 50 cm .....	101
D-Q-SiT Air 10 2 chambers   40 x 40 cm .....	101
D-Q-SiT Air 10 2 chambers   40 x 45 cm .....	101
D-Q-SiT Air 10 2 chambers   45 x 45 cm .....	101
D-Q-SiT Air 10 2 chambers   45 x 50 cm .....	101
D-Q-SiT Air 6 1 chamber   40 x 40 cm .....	101
D-Q-SiT Air 6 1 chamber   40 x 45 cm .....	101
D-Q-SiT Air 6 1 chamber   45 x 45 cm .....	101
D-Q-SiT Air 6 1 chamber   45 x 50 cm .....	101
D-Q-SiT Air 6 2 chambers   40 x 40 cm .....	101
D-Q-SiT Air 6 2 chambers   40 x 45 cm .....	101
D-Q-SiT Air 6 2 chambers   45 x 45 cm .....	101
D-Q-SiT Air 6 2 chambers   45 x 50 cm .....	101
D-Q-SiT Contour 40 x 40 cm .....	100
D-Q-SiT Duo 45 x 50 cm .....	101
D-Q-SiT Gel 40 x 35 cm .....	101
D-Q-SiT Gel 40 x 40 cm .....	101
D-Q-SiT Gel 40 x 45 cm .....	101
D-Q-SiT Gel 45 x 45 cm .....	101
D-Q-SiT Gel 45 x 50 cm .....	101
Delphi 2 Plus with two hygiene openings .....	16
Delphi Plus with one hygiene opening .....	16
Delphi Turn with swivel plate .....	17
Delphi without hygiene opening .....	16
Delta 150 .....	17
DH 135 with backrest .....	20
DH 135 without backrest .....	20
Diamond Deluxe .....	44
Dino .....	17
DKS 130 .....	18
DS 130 .....	18
DS 250 with backrest .....	21
DS 250 without backrest .....	21
DSF 130 .....	19
DSR 130 .....	19
DuoMotion 24 24“ drive wheels .....	24
DuoMotion 24 XL 24“ drive wheels .....	25
DuoMotion 5“ wheels .....	23
DuoMotion XL 5“ wheels .....	25
DuoWave .....	96
Duro KD with backrest .....	21
Duro KD without backrest .....	21

# INDEX

## E

Ecotec 2G Seat width 38 cm .....	54
Ecotec 2G Seat width 38 cm with drum brake .....	54
Ecotec 2G Seat width 42 cm .....	54
Ecotec 2G Seat width 42 cm with drum brake .....	54
Ecotec 2G Seat width 46 cm .....	54
Ecotec 2G Seat width 46 cm with drum brake .....	54
Ecotec 2G Seat width 50 cm .....	54
Ecotec 2G Seat width 50 cm with drum brake .....	54
Evolution .....	107
Expedition Plus .....	64

## F

Fast Fit Small .....	90
FlexWave .....	96
FlexWave unit .....	97
Foil packaging Length 50 cm .....	32
Foil packaging Length 60 cm .....	32
for Nimbo L .....	120
for Nimbo M .....	120
for Nimbo S .....	120
for Nimbo S and M .....	120
for Nimbo S, M, and L .....	120
for Nimbo S, M, L, and XL .....	120
for Nimbo XL .....	120
for wheelchairs .....	57
Freetec Seat width 38 cm .....	52
Freetec Seat width 38 cm with drum brake .....	52
Freetec Seat width 41 cm .....	52
Freetec Seat width 41 cm with drum brake .....	52
Freetec Seat width 43 cm .....	52
Freetec Seat width 43 cm with drum brake .....	52
Freetec Seat width 45 cm .....	52
Freetec Seat width 45 cm with drum brake .....	52
Freetec Seat width 48 cm .....	52
Freetec Seat width 48 cm with drum brake .....	52
Freetec Seat width 50 cm .....	52
Freetec Seat width 50 cm with drum brake .....	52
Freetec Seat width 52 cm .....	52
Freetec Seat width 52 cm with drum brake .....	52
Freetec Seat width 54 cm .....	52
Freetec Seat width 54 cm with drum brake .....	52
Front light, black .....	57
Full body sling comfort with head support Mesh L .....	91
Full body sling comfort with head support Mesh M .....	91
Full body sling comfort with head support Mesh S .....	91
Full body sling comfort with head support Mesh XL .....	91

Full body sling comfort with head support Polyester L .....	91
Full body sling comfort with head support Polyester M .....	91
Full body sling comfort with head support Polyester S .....	91
Full body sling comfort with head support Polyester XL .....	91

## G

Gecko reciprocal .....	47
Gecko rigid .....	47
Gigo 2G .....	38
GoLite 200 XXL .....	44
Grand XL .....	46

## H

Hermes .....	87
--------------	----

## I

iFill .....	106
iGo with trolley .....	104
iGo2 .....	105
In Chair Hammock Comfort L .....	91
In Chair Hammock Comfort M .....	91
In Chair Hammock Comfort S .....	91
In Chair Hammock Comfort XS .....	90

## L

left .....	56
Length 185 cm .....	56
Litec 2G Plus Seat width 38 cm .....	51
Litec 2G Plus Seat width 38 cm with drum brake ..	51
Litec 2G Plus Seat width 42 cm .....	51
Litec 2G Plus Seat width 42 cm with drum brake ..	51
Litec 2G Plus Seat width 46 cm .....	51
Litec 2G Plus Seat width 46 cm with drum brake ..	51
Litec 2G Plus Seat width 50 cm .....	51
Litec 2G Plus Seat width 50 cm with drum brake .	51
Litec 2G Seat width 38 cm .....	47
Litec 2G Seat width 38 cm with drum brake .....	50
Litec 2G Seat width 42 cm .....	50
Litec 2G Seat width 42 cm with drum brake .....	50
Litec 2G Seat width 46 cm .....	50
Litec 2G Seat width 46 cm with drum brake .....	50
Litec 2G Seat width 50 cm .....	50
Litec 2G Seat width 50 cm with drum brake .....	50
Lock .....	45

INDEX

M

Migo 2G .....	36
Multiflexx 190 x 90 cm .....	98
Multiflexx 200 x 100 cm.....	98
Multiflexx 200 x 90 cm .....	98
Multitec Seat width 39 cm .....	62
Multitec Seat width 39 cm with drum brake.....	62
Multitec Seat width 44 cm.....	62
Multitec Seat width 44 cm with drum brake.....	62
Multitec Seat width 49 cm .....	62
Multitec Seat width 49 cm with drum brake.....	62

N

Nimbo Size L .....	120
Nimbo Size M .....	120
Nimbo Size S .....	120
Nimbo Size XL.....	120
Nitro Carbon Size L.....	40
Nitro Carbon Size M .....	40
Nitro Carbon Twist Size M.....	40
Nitro Size L.....	43
Nitro Size M.....	43
Nitro Size S .....	43
Nitro Size XLS .....	43
Nitro Twist Size M.....	39

O

Otter Size L .....	118
Otter Size M.....	118
Otter Size S .....	118
Oxymizer Nasal cannula Pendant.....	107

P

Pair .....	56
Piece .....	56
PowerStroll HD.....	61
PowerStroll Standard.....	61
Prosafe for Ecotec.....	50
Prosafe for Ecotec 2G.....	55
Prosafe for Freetec .....	55
Prosafe for Litec 2G.....	55
Prosafe for Multitec.....	55
Prosafe for Rotec.....	55
Protexx 190 x 90 cm .....	98
Protexx 200 x 100 cm .....	98
Protexx 200 x 90 cm.....	98

Q

Quad cane L L.....	66
Quad cane M M .....	66

R

Reacher .....	114
Ready Set Go.....	47
Red .....	45
Reverse black.....	45
Reverse black/dark red.....	45
Reverse dark blue .....	45
right.....	56
Road.....	7
Roomba.....	39
Rotec Seat width 38 cm.....	53
Rotec Seat width 38 cm with drum brake.....	53
Rotec Seat width 41 cm.....	53
Rotec Seat width 41 cm with drum brake .....	53
Rotec Seat width 43 cm.....	53
Rotec Seat width 43 cm with drum brake .....	53
Rotec Seat width 45 cm.....	53
Rotec Seat width 45 cm with drum brake.....	53
Rotec Seat width 48 cm.....	53
Rotec Seat width 48 cm with drum brake.....	53
Rotec Seat width 50 cm .....	53
Rotec Seat width 50 cm with drum brake.....	53
Rotec Seat width 52 cm .....	53
Rotec Seat width 52 cm with drum brake.....	53
Rotec Seat width 54 cm.....	53
Rotec Seat width 54 cm with drum brake.....	53
Rotec XL Seat width 51 cm .....	55
Rotec XL Seat width 51 cm with drum brake.....	55
Rotec XL Seat width 56 cm .....	55
Rotec XL Seat width 56 cm with drum brake .....	55
Rotec XL Seat width 61 cm .....	55
Rotec XL Seat width 61 cm with drum brake.....	55
Rotec/Freetec.....	56

S

Samsoft 175.....	88
Seat.....	31
Seat cover .....	31
Seat width 43 - 48 cm .....	57
Seat width 48 - 56 cm.....	57
Seat width 52 - 54 cm.....	56
Seat with cover .....	31
Shower support .....	119

INDEX

S

Side flap deflectors.....	9
Side flaps for Bellavita Widening 10 cm .....	9
Side flaps for Bellavita Widening 5 cm.....	9
Side flaps for Bellavita Widening 7.5 cm.....	9
Simplexx 190 x 90 cm .....	99
Simplexx 200 x 100 cm.....	99
Simplexx 200 x 90 cm .....	99
Sky.....	11
Solido Length 32.5 cm.....	32
Solido Length 58 cm .....	32
Solido Length 88 cm .....	32
Solido T medium .....	32
Solido T short .....	32
Split Leg in Chair Hammock L.....	91
Split Leg in Chair Hammock M .....	91
Split Leg in Chair Hammock S .....	91
Split Leg in Chair Hammock XS .....	91
Square tube mounting .....	82
ST3 red.....	80
ST4D 2G Plus with 50 Ah batteries.....	76
ST4D 2G Plus with charger, with warning triangle (without battery).....	76
ST4D 2G with charger (without battery).....	76
ST4D 2G with charger, with 50 Ah batteries .....	76
ST5D Plus without battery .....	72
ST5D with 80 Ah battery.....	72
ST5D without battery .....	73
ST6 - 3 wiel zonder batterijen.....	82
ST6 with 80 Ah battery.....	72
ST6 without battery .....	7
Stainless steel grab bar Length 30 cm.....	32
Stainless steel grab bar Length 40 cm.....	32
Stainless steel grab bar Length 50 cm.....	32
Stainless steel grab bar Length 60 cm.....	32
Standard black .....	45
Standard dark blue .....	45
Standard dark red .....	45
Suction cup set 4 x gray .....	9
Suction cup set 4 x transparent.....	9
SuppliTo twinTop white-grey .....	86
SuppliTo twinTop wood look.....	86
SuppliTo white-grey .....	86
SuppliTo wood look .....	86

T

Ticco 2G/10 with lid.....	26
Ticco 2G/10 without lid .....	26
Ticco 2G/15 with lid.....	27
Ticco 2G/15 without lid .....	27
Ticco 2G/5 with lid .....	26
Ticco 2G/5 without lid.....	26
Toilet sling with head support L.....	91
Toilet sling with head support M .....	91
Toilet sling with head support S .....	91
Toilet sling with head support XL.....	91
Torro.....	39
Transport wheelchair D-Lite 12,5 Seat width 50 cm.....	65
Travelite .....	64
Tray for Nitro / Nitro Carbon / Torro / Diamond DeLu- xe .....	45
Tri Walker .....	38
TRS 130 .....	30
TRS 200 XXL.....	31
TS 130.....	30
TSE 100S.....	127
TSE 120 Plus With innovative mounting from ab- ove .....	28
TSE 120 with armrests.....	27
TSE 120 without armrests.....	28
TSE 150 with armrests.....	27
TSE 150 without armrests.....	27
TSG 130.....	29
Tub rail.....	33

U

UltraMaxO2.....	105
Unit.....	96
Universal sling Comfort L.....	90
Universal sling Comfort M.....	90
Universal sling Comfort S.....	87
Universal sling comfort with head support Mesh L	90
Universal sling comfort with head support Mesh	90
M .....	
Universal sling comfort with head support Mesh	90
S.....	
Universal sling comfort with head support Mesh	90
XL .....	
Universal sling comfort with head support Polyester	90
L .....	
Universal sling comfort with head support Polyester	90
S.....	
Universal sling comfort with head support Polyester	90
XL .....	
Universal sling Comfort XL .....	90

# INDEX

---

## V

VacuAide 7305 with internal battery.....	108
VacuAide 7305 without battery.....	108
VacuAide QSU 7314 with internal battery.....	109
VacuAide QSU 7314 without battery .....	109
Viper Size M.....	121
Viper Size S.....	120
Vitaturm K.....	45
Vitaturm L .....	56

## W

with fall protection Outreach 60 cm.....	33
with fall protection Outreach 85 cm.....	33

## DRIVE DEVILBISS INTERNATIONAL

### Drive Medical GmbH & Co. KG

Leutkircher Straße 44  
88316 Isny / Allgäu • Germany  
T +49 7562 9724-0  
info@drivedevilbiss.de  
[www.drivedevilbiss.de](http://www.drivedevilbiss.de)

### DeVilbiss Healthcare GmbH

Kamenzer Straße 3  
68309 Mannheim • Germany  
T +49 621 178 98 0  
kontakt@devilbisshc.com  
[www.drivedevilbiss-int.com](http://www.drivedevilbiss-int.com)